

Parts Catalog

SM4268CSB Cylindrical Rider Scrubber



PREFACE

Thank you for your purchase of the new industry standard for scrubbers. PowerBoss® takes great pride in offering the most dependable, reliable and best value in industrial power scrubbers and sweepers. We set the standard.

Our Customer Service Department would like to hear from you. If you see any errors, omissions or something that needs clarification in this Parts Catalog please let us know. We are working hard towards continually improving our processes to bring you the best you deserve. Please copy the form below, fill out and comment on how you found our catalog.

Thank you!
The PowerBoss Team

Name: _____

Title: _____

Company Name: _____

Address: _____

Country: _____

Type of equipment or model number: _____

Comments: _____

Please return to:
Customer Service Manager
PowerBoss®, Minuteman International, Inc.
14N845 U.S. Route 20
Pingree Grove, Illinois 60140 USA

Phone: (800) 323-9420
Email: tech@powerboss.com

This is the Parts Catalog for the PowerBoss® B260R Cylindrical Rider Scrubber machine.

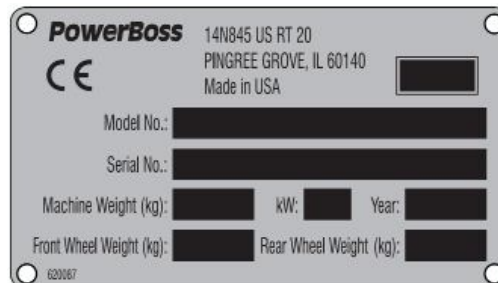
We believe this machine will provide excellent service for many years. Best results will be obtained if:

- The machine is operated with reasonable care.
- The machine is maintained regularly per the maintenance schedule provided in the User Manual.
- The machine is maintained with PowerBoss® supplied or equivalent parts.

All right side and left side references to the machine (except for engine) are determined by facing the direction of forward travel. The front of the engine or engine fan faces the front of the machine. Some hardware considered to be common or locally available has been omitted from the parts section to make this manual clear. Be sure to use equivalent hardware when replacement becomes necessary.

The Model and Serial Number of your machine is shown on the I.D. name plate. This information is needed when contacting Technical Support or when ordering parts. The I.D. plate is mounted on the left side wall of the operator seating area.

Example I.D Plate:



Parts may be ordered by phone, fax or e-mail from any PowerBoss® parts and service center. Before ordering parts or supplies, be sure to have your machine model number and serial number handy. For your convenience Fill out the data block below for future reference.

MACHINE DATA Fill out at installation	
Serial Number:	_____
Engine Serial Number:	_____
Sales Rep.:	_____
Date of Install:	_____

All information contained in this catalog is current at the time of printing. Minuteman International, Inc. reserves the right to make changes at any time without notice.

PowerBoss®, Minuteman International, Inc., Copyright 2021, Printed in USA

TECHNICAL SPECIFICATIONS

Model: B260R Cylindrical Rider Scrubber
 Model No.: SM4268CSB, SM4268CSBQP

Dimensions

Name	Unit	
Length of machine with squeegee without/with pre-sweep unit	mm	2020/2790
Width of machine without/with squeegee: with rotating brush 1080 with rotating brush 1230 with roller brush 1080	mm	1150/1290 1290/1290 1210/1290
Height of machine without/with overhead guard	mm	1490/2090

Working width

Brush unit:	mm	
Rotating brush 1080		1080
Rotating brush 1230		1230
Roller brush 1080		1080
Squeegee	mm	1260

Weights

Weight (empty, without batteries):	kg	
Front-wheel drive with 2-rotating brush unit 1080		535
Front-wheel drive with 3-rotating brush unit 1230		560
Front-wheel drive with roller brush unit and side brush		595
X-AC drive with 3-rotating brush unit 1080		610
Total weight (ready for use):	kg	
Front-wheel drive with 2-rotating brush unit 1080		1350
Front-wheel drive with 3-rotating brush unit 1230		1375
Front-wheel drive with roller brush unit and side brush		1410
X-AC drive with 3-rotating brush unit 1080		1425
Permissible total weight (incl. pre-sweep suction unit)	kg	1780

Driving performance

Name	Unit	
Driving speed transportation (forwards/reverse)	km/h	8/4
Climbing capacity when cleaning: Front-wheel drive X-AC drive	%	6 (2 min.) 15 (up to 5 min. at 4 km/h)
Climbing capacity during transport journey (ready for operation): Front-wheel drive X-AC drive	%	10 (1 min.) 18 (3 min at 4 km/h)
Ramp angle/Slope angle	%	16
Turning circle in gear without/with pre-sweep suction unit: with rotating brush unit 1080 with rotating brush unit 1230 with roller brush unit 1080	mm	2150/2890 2210/2940 2170/2900

Wheels

Wheel diameter front/rear	mm	305/350
Specific wheel contact front/rear (ready for operation with driver): Front-wheel drive X-AC drive	N/mm ²	0.83/0.68 1.12/0.6

Tank contents

Solution tank	Litre	260
Waste water tank	Litre	260

Brush units

Brush speed rotating brush/roller brush:	rpm	210/640
Brush contact pressure normal/stage1/stage2 2-rotating brush unit 1080 3-rotating brush unit 1080 3-rotating brush unit 1230 Roller brush unit 1080	kg	40/55/70 58/73/88 68/83/98 25/40/55

Vacuum system

Name	Unit	
Air quantity suction turbines	m ³ /h	approx. 200
Vacuum (maximum)	mbar	approx. 170

Electrical system

Nominal voltage	V	36
Nominal output (max.) (P1): Front-wheel drive with 2-rotating brush unit 1080 Front-wheel drive with 3-rotating brush unit 1080 or 1230 Front-wheel drive with roller brush unit and side brush X-AC drive with 3-rotating brush unit 1080	W	5668 6604 6763 9296
Power consumption drive motor (P1): Front-wheel drive X-AC drive front/rear	W	2335 2335/2692
Power consumption of vacuum motor (P1) suction turbines	W	1282
Power consumption brush motor (P1) 2-rotating brush unit 1080 3-rotating brush unit 1080 or 1230 Roller brush unit 1080 Side brush unit 1280	W	2x936 3x936 2x1368 2x115
Power consumption water pump (P1)	W	approx. 67
Type of protection		IPX 3
Protection class		III

Pre-sweep suction unit

Name	Unit	
Machine length	mm	800
Height of machine	mm	660
Machine width (above swivel bracket)	mm	1220
Working width	mm	1300
Cylindrical brush width	mm	670
Cylindrical brush, minimum diameter	mm	200
Cylindrical brush speed	rpm	500

Name	Unit	
Sweeping level width	mm	45±10
Side brush diameter	mm	400
Side brush speed	rpm	92
Theoretical sweeping capacity	m ² /h	10400
Dirt hopper volume (maximum load 20 kg)	Litres	16
Filter area	m ²	1.4
Filter use category ZH 1/487	KAT	U
Drive motor (P1)	W	756
Nominal voltage	V	36
Permissible total weight	kg	115

Noise emission value

		B260 R rotating brush unit		B260 R roller brush unit	
		Standard operation	Silent operation	Standard operation	Silent operation
The sound power level (L_{wAd}) measured under the customary conditions of use according to DIN EN 60335-2-72 is:	dB (A)	86	82	89	86
The sound pressure level (L_{pA}) (at the ear of the driver) measured under the customary conditions of use according to DIN EN 60335-2-72 is:	dB (A)	69	65	71	67
Measuring uncertainty (K_{pA})	dB (A)	1.0	1.0	2.0	2.0

Vibration

Under the customary conditions of use, the weighted effective value of the acceleration to which the upper limbs (hand-arm) are subjected to according to DIN EN ISO 5349 is:	m/s ²	≤ 2.5
Under the customary conditions of use, the weighted effective value of the acceleration to which the body (feet or seat surface) is subjected to DIN EN ISO 2631-1 is:	m/s ²	≤ 0.5

TABLE OF CONTENTS

PREFACE **2**

TECHNICAL SPECIFICATIONS **4**

OPERATION AREA (97145593 7182-70) **10**

 CONTROL CONSOLE (97152599 7182-70) 10

 STEERING SYSTEM (97135206) 12

 DRIVE SENSOR (01378020) 14

 CONTROL PANEL (97152730) 16

 SEAT GROUP - SEAT VARIANTS (97156210) 18

 SEAT PLATE (97149751) 20

 COVERING FOR ELECTRIC EQUIPMENT (97156228) 22

CHASSIS (97145585 7182-72) **24**

 CHASSIS (97147839) 26

 STAY BASE (97147284) 28

 REAR AXLE, NOT DRIVEN (97153290) 29

 FRONT BUMPER DISK SIDE BROOM 1080 (97145221) 30

 BUMPER SB1080 (97158638) 31

WATER SYSTEM (97145627 7182-72) **32**

 WATER PLATE (97143861) 32

 WITHOUT OPTION ONBOARD SOLUTION DOSAGE BUT WITH SPRAYING TOOLS (97155279) 34

 WITH CYLINDRICAL BRUSH HEAD 1080 (97155220) 35

 TANK CONNECTION WATER SYSTEM (97155287) 36

 PRELIMINARY PARTS FOR SPRAYING TOOLS (97155258) 37

ELECTRIC SYSTEM (97145635 7182-72) **38**

 ELECTRIC EQUIPMENT (97156194 7182-70) 38

 BASE ELECTRIC PLATE (97148100) 39

 BASE ELECTRIC PLATE, PART 1 (97148100-1) 40

 BASE ELECTRIC PLATE, PART 2 (97148100-2) 42

 ELECTRIC PLATE WITHOUT 4-WHEEL DRIVE (97156186) 44

 WIRING HARNESS BATTERY CONNECTION (97160089) 45

 ELECTRIC PLATE WITH OPTION PRE-SWEEP UNIT (97160030) 46

 ELECTRIC PLATE WITH OPERATION OF PRE-SWEEP UNIT OR 3-DISK BRUSH HEAD (97160071) 48

 ELECTRIC PLATE WITH OPTION SIDE BROOM SYSTEM (97160238) 50

TANKS (97151005 7182-70) **52**

 TANKS STANDARD RED (03021570) 52

 FRESH WATER TANK STANDARD RED (03021570-1) 54

 SOLUTION HOSE (01372360) 56

 HEIGHT ADJUSTMENT (97149587) 57

 FOUL WATER TANK STANDARD RED (03021570-2 7182-70) 58

 LID (97151740 7182-70) 60

 COVER'S PUT-UP HINGE (97139414) 61

 COVER'S PUT-UP HINGE (97159743) 62

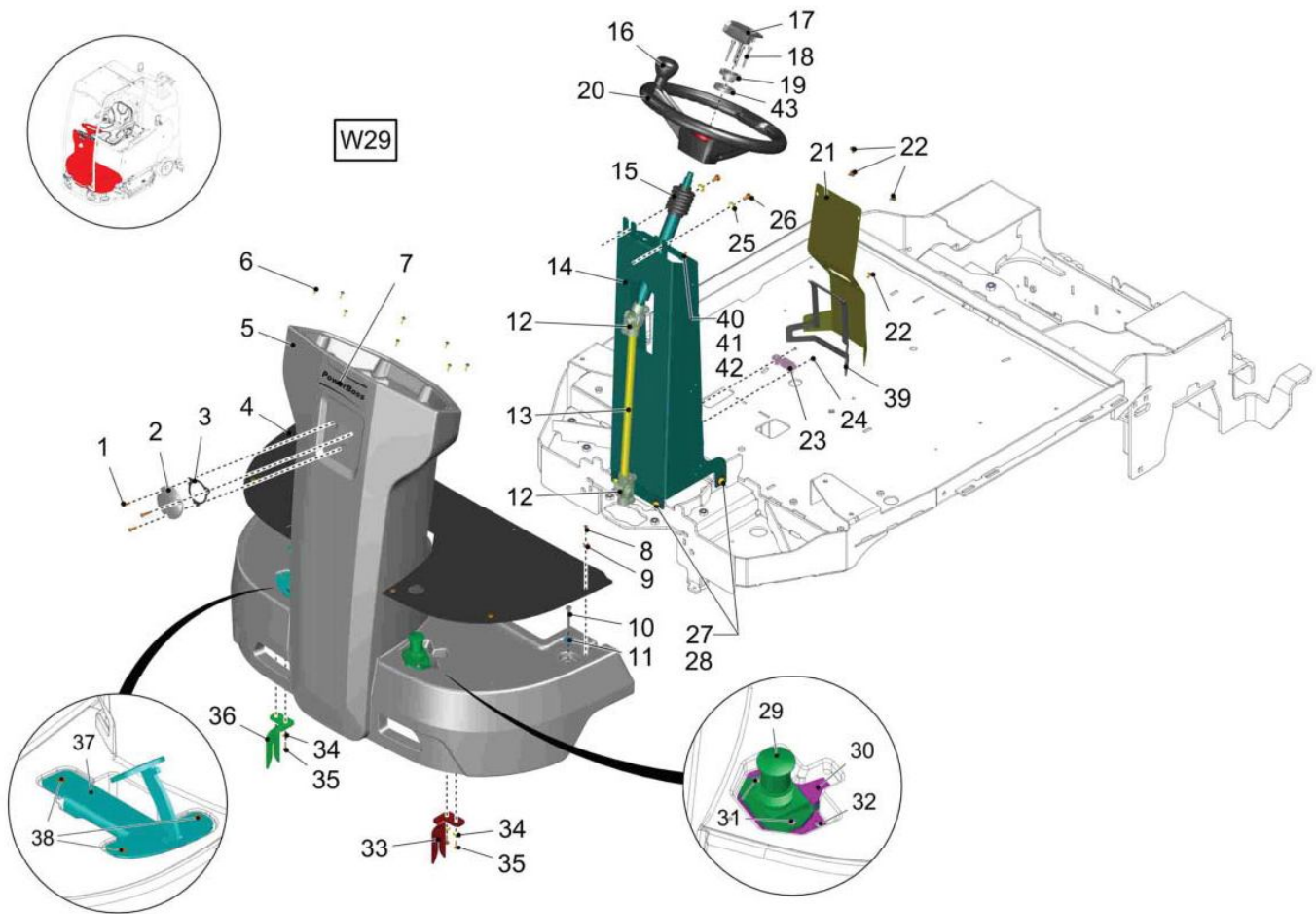
 RECOVERY HOSE (01372410) 63

 SUCTION UNITS - SUCTION HOSE - TANK ATTACHMENTS (97154165) 64

FRESH WATER CAP (VARIANT WITHOUT AUTOMATIC FILLING UNIT) (97143937)	66
PRELIMINARY PARTS FOR SPRAYING TOOLS AT TANK (97150296)	67
SPRAYING NOZZLE (97142384)	68
RETAINER SPRAYING NOZZLE(97147334)	69
ROUGH MUD STRAINER (97143929)	70
RETAINING OF BATTERY PLUG (97160568)	71
SIDE COVERING L.H. - SEPARATING PANEL (97151013)	72
SIDE COVERING (97146286)	73
SEPARATING PLATE (97159875)	74
COVER (VARIANT WITHOUT DRIVER CANOPY) (97151021 7182-12)	75
WORKING TOOLS (97145619 7182-72)	76
CYLINDRICAL BRUSH HEAD 1080 (97141261)	76
CYLINDRICAL BRUSH HEAD 1080 (97155840)	78
SIDE COVER, CPL. (97155865)	80
COUNTER BEARING (97145999)	82
ROCKER WITH CONNECTION (97144349)	84
GUIDE (97153639)	86
MOTORS - DRIVE - CYLINDRICAL BRUSHES (97155840-1)	88
LIFTING CYLINDRICAL BRUSH HEAD (97153696)	90
SENSOR SUPPORT (97160923)	92
LIFTING ROPE (97156285)	94
RELEASE SPRING (97158372)	95
SIDE WIPER CYLINDRICAL BRUSH HEAD 1080 (97149876)	96
SIDE WIPER R.H. & L.H. (97149694-97147854)	98
LOCK R.H. & L.H. (97149710-97149702)	100
SQUEEGEE WITH LIFTING (97154033 7182-70)	101
SQUEEGEE LINKAGE GROUP (97146229)	102
LIFTING ELEMENT (97146245)	104
SQUEEGEE LINKAGE GROUP (03021740)	106
SQUEEGEE (97142541)	108
SIDE BROOM EQUIPMENT (97142954)	110
SIDE BROOM EQUIPMENT (97142947)	112
BOTTOM VIEW OF UNIT (97142947A)	114
MOUNTING OF EQUIPMENT AND SUPERSTRUCTURES (97145643 7182-70)	116
PRELIMINARY PARTS FOR PRE-SWEEPING UNIT (97150304)	118
PRELIMINARY PARTS FOR PRE-SWEEPING UNIT L.H. & R.H. (97153472-97153480)	120
PRELIMINARY PARTS FOR PRE-SWEEPING UNIT WITHOUT DRIVER'S CANOPY (97159156)	122

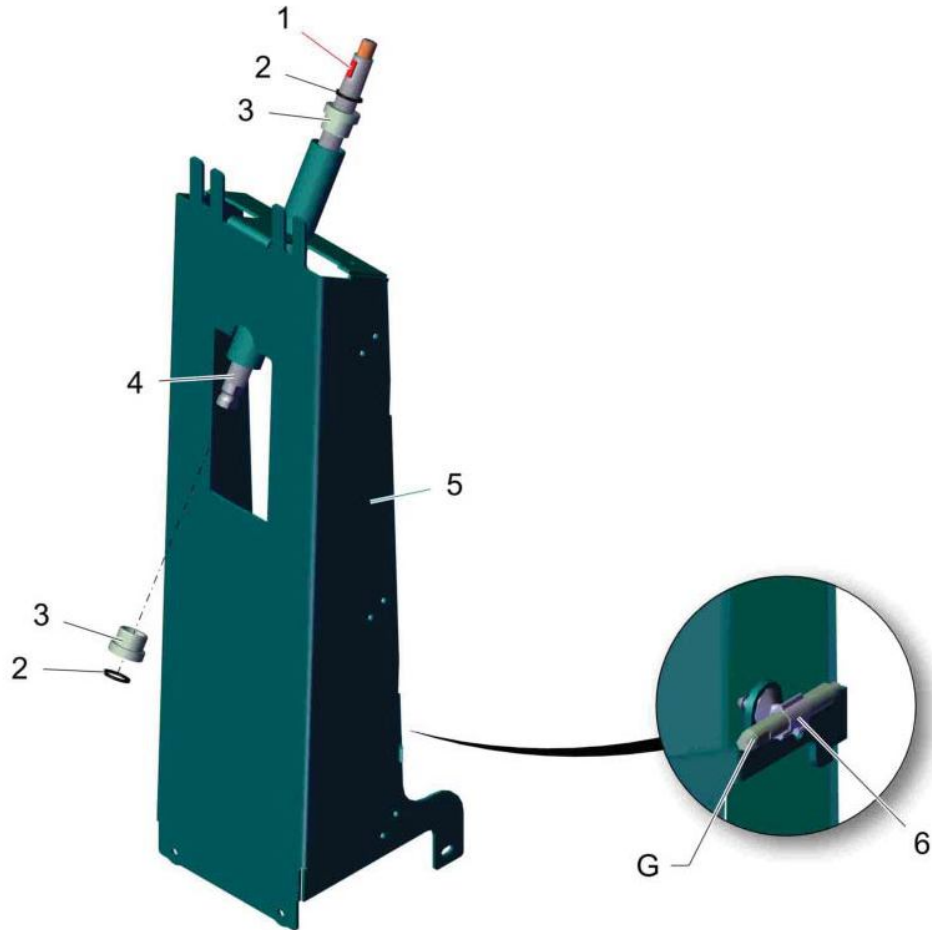
Operation area (97145593 7182-70)

Control Console (97152599 7182-70)



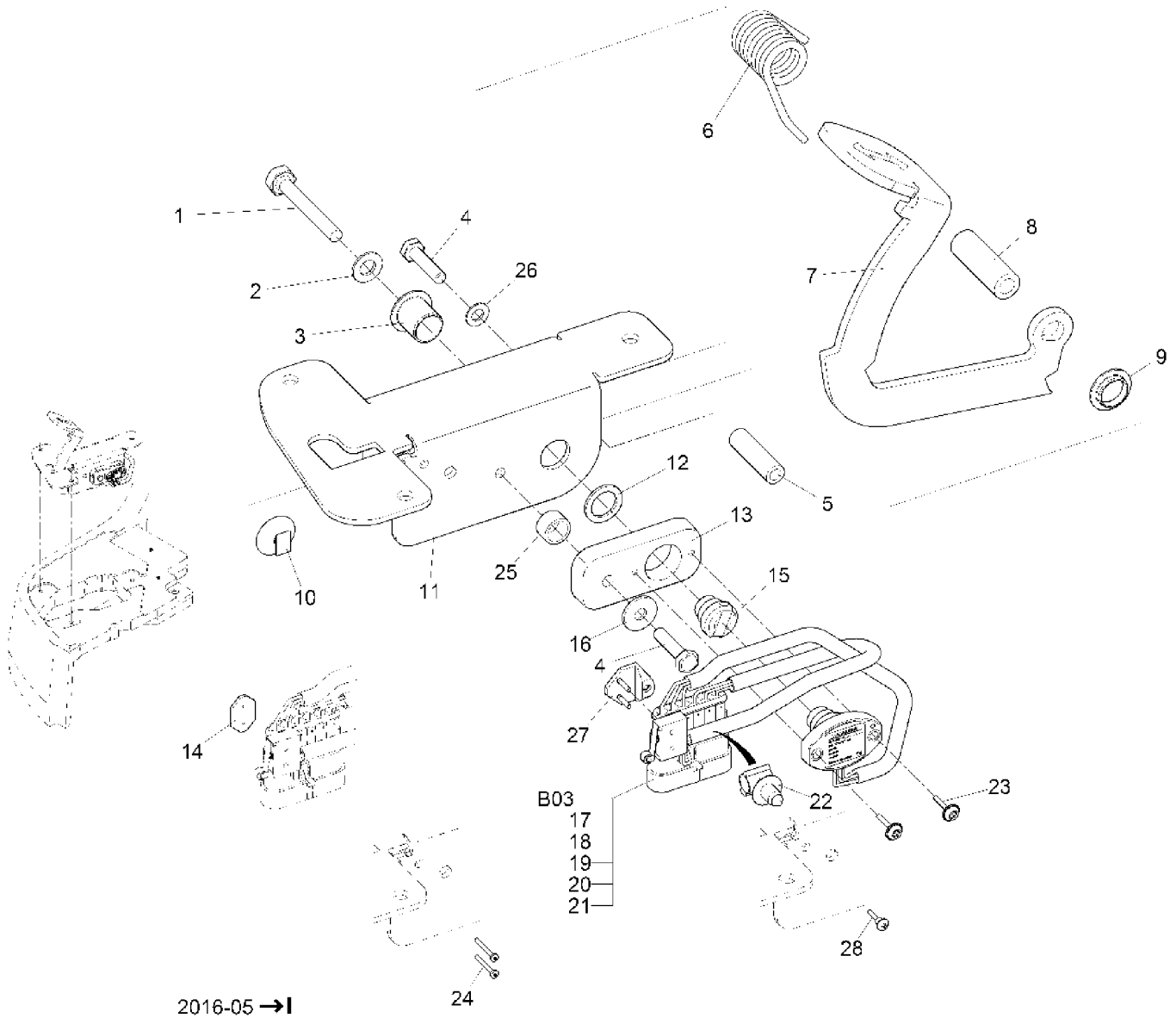
Item	Part number	Description	Qty.	Unit	Remarks
1	01078160	Screw	3		
2	01375240	cap	1		
3	01072000	Seal	1		
4	01376510	floor mat	1		
5	03021510	console terminal	1		
6	01136860	Countersunk screw	8		
7	03008970	Decal POWERBOSS	1		
8	01073120	Amtec screw	6		
9	01073130	Knob	6		
10	00053130	Hexagon screw	2		
11	00047990	Disk wheel	2		
12	00746040	Cardan joint	2		
13	01376500	shaft	1		
14	97135206	Steering system	1		
15	01054880	Bellows	1		
16	01370020	knob	1		
17	01375260	steering wheel cab	1		
18	01382410	socket head screw	1		
19	01382520	flange	1		
20	01371160	steering wheel	1		
21	01372830	cover	1		
22	01072520	Lens flange screw	5		
23	03021720	wiring harness W3	1		illustrated content: OBDII-socket
24	01112160	Screw	2		
25	00740090	Detent edged washer	2		
26	00053080	Hexagon screw	2		
27	01272710	Lens head screw	4		
28	00740080	Washer	4		
29	01145750	Foot switch	1		
30	01372900	plate	1		
31	00959220	Screw	2		
32	01078160	Screw	2		
33	01376310	assembling aid L.H.	1		
34	00730940	Detent edged washer	4		
35	01074430	Screw	4		
36	01376260	assembling aid R.H.	1		
37	01378020	drive sensor	1		
38	01133380	Countersunk screw	3		
39	01372090	gasket	1		
40	00102140	Hex. Nut	1		
41	01072030	Toothed washer	1		
42	01071890	Hex.bolt	1		
43	01382630	ring	1		
W29	03020450	wiring harness W29	1		

Steering System (97135206)



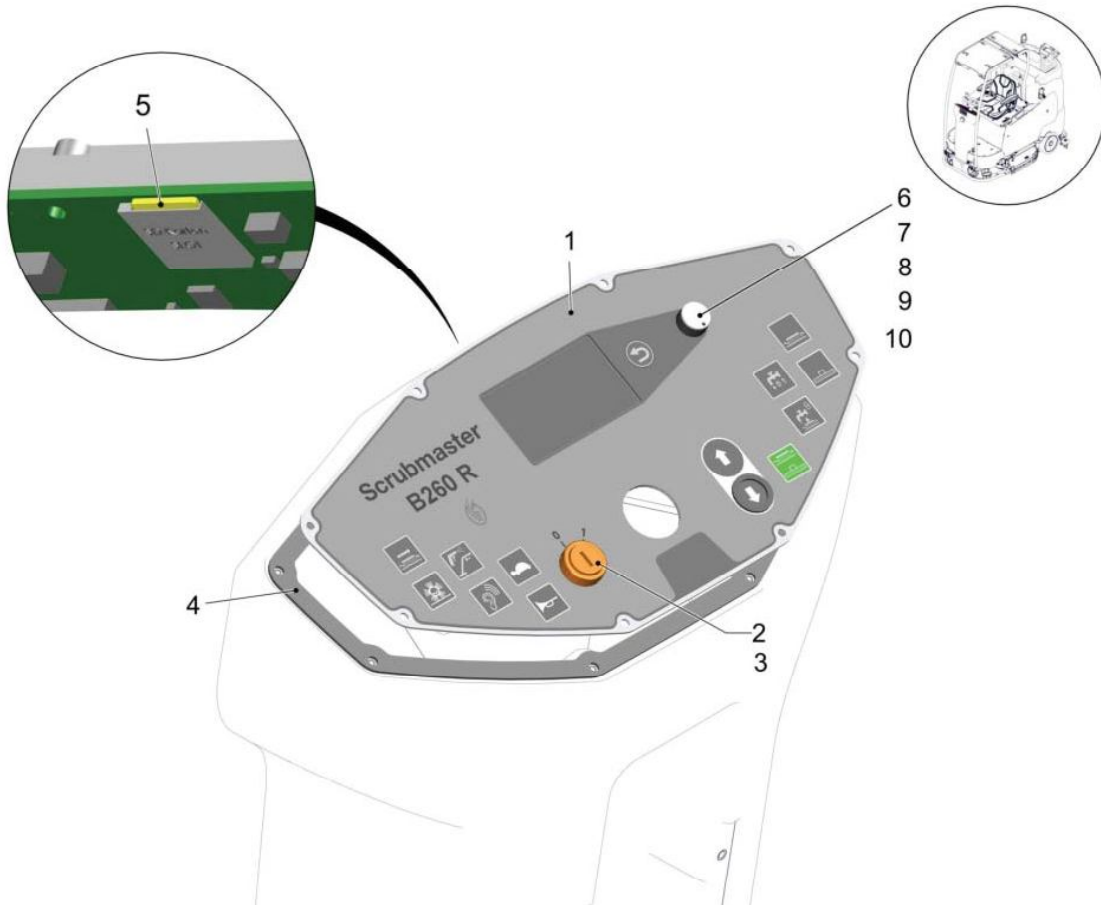
Item	Part number	Description	Qty.	Unit	Remarks
1	00701170	Woodruff key	1		
2	00554400	O-ring oil resistant	2		
3	00523630	Bushing	2		
4	01373910	shaft	1		
5	03020220	steering holder	1		
6	01493500	Retainer	1		
G	-	Not supplied alone!			handle to solve brake of drive unit

Drive Sensor (01378020)



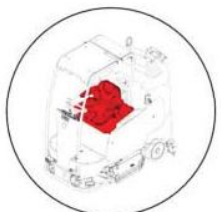
Item	Part number	Description	Qty.	Unit	Remarks
1	00523790	Hex.bolt	1		
2	00101550	Washer	1		
3	00740190	Slide bearing bush	1		
4	00133130	Screw	2		
5	01064890	Hose	0,040		
6	01277850	Leg spring	1		
7	01372710	accelerator pedal	1		
8	01372690	clamping bush	1		
9	01055150	Slide bearing bush	1		
10	01278080	Mounting clip	1		
11	01372700	pedal retainer	1		
12	01372160	starting disk	1		
13	01372170	retainer	1		
14	01473610	Threaded plate	1		til appr. 2016-05
15	---	Spare part on request	1		96145941 Solenoid retainer
16	00854210	Washer	1		
17	01006190	Seal	6		
18	01141370	Hose	0,420		
19	00696680	Micro switch	1		
20	03003250	Pin housing	1		
21	01006210	Pin contact	6		
22	01493500	Retainer	1		
23	01078860	Screw	2		
24	01141220	Lens head screw	2		til appr. 2016-05
25	00901550	Bushing	1		
26	00053730	Washer	1		
27	01372180	retainer	1		from appr. 2016-06
28	00902430	Screw	1		from appr. 2016-06
B03	01277740	Angle sensor	1		incl. pos. 17-21!

Control Panel (97152730)



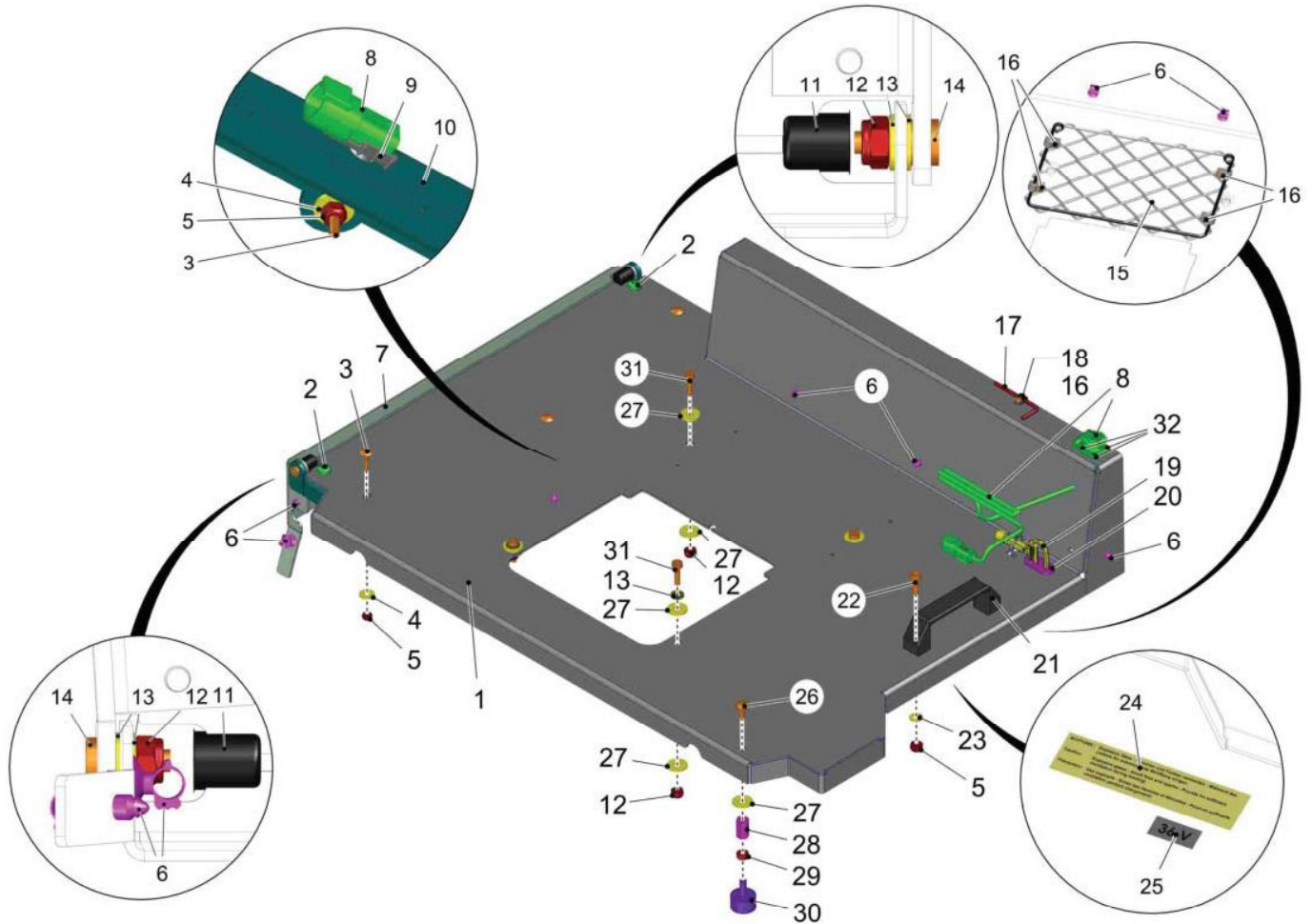
Item	Part number	Description	Qty.	Unit	Remarks
1	01376040	dash board	1		
2	00021710	Key switch	1		
3	00745890	Set (2pc.) key	1		
4	01372000	gasket	1		
5	01374870	smart card	1		
6	01379950	gasket	1		
7	01379960	bushing	1		
8	01379970	connection cable DDS	1		
9	01379980	control panel	1		
10	01379990	turning knob	1		

Seat Group - seat variants (97156210)



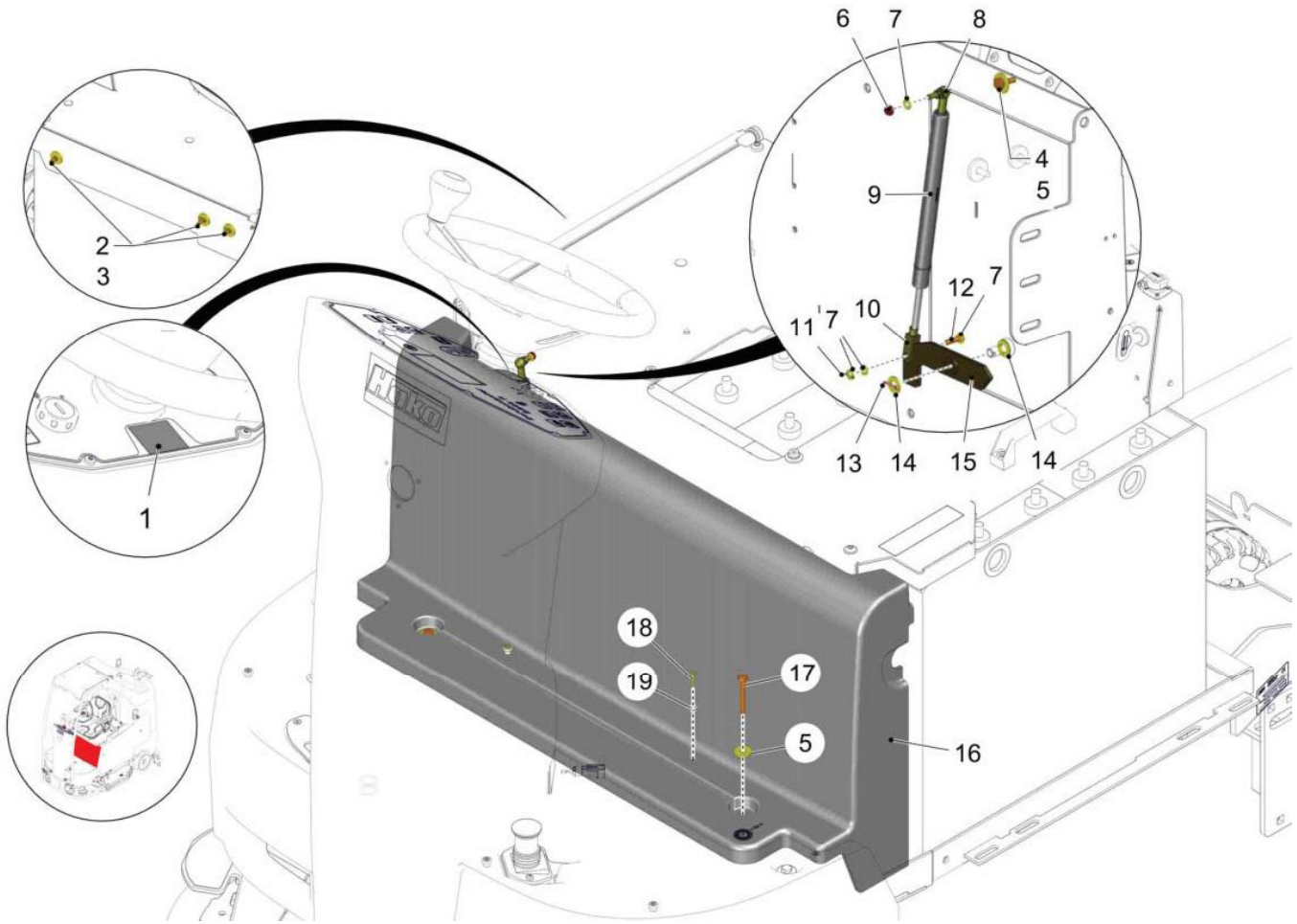
Item	Part number	Description	Qty.	Unit	Remarks
1	97149751	Seat plate	1		
2	01277650	seat	1		
3	01371840	decal SIGN_GRADE 6	1		6%
4	01376870	decal GRADE 15	1		15%
5	01370010	driver seat	1		
6	01277700	Seat contact switch	1		

Seat Plate (97149751)



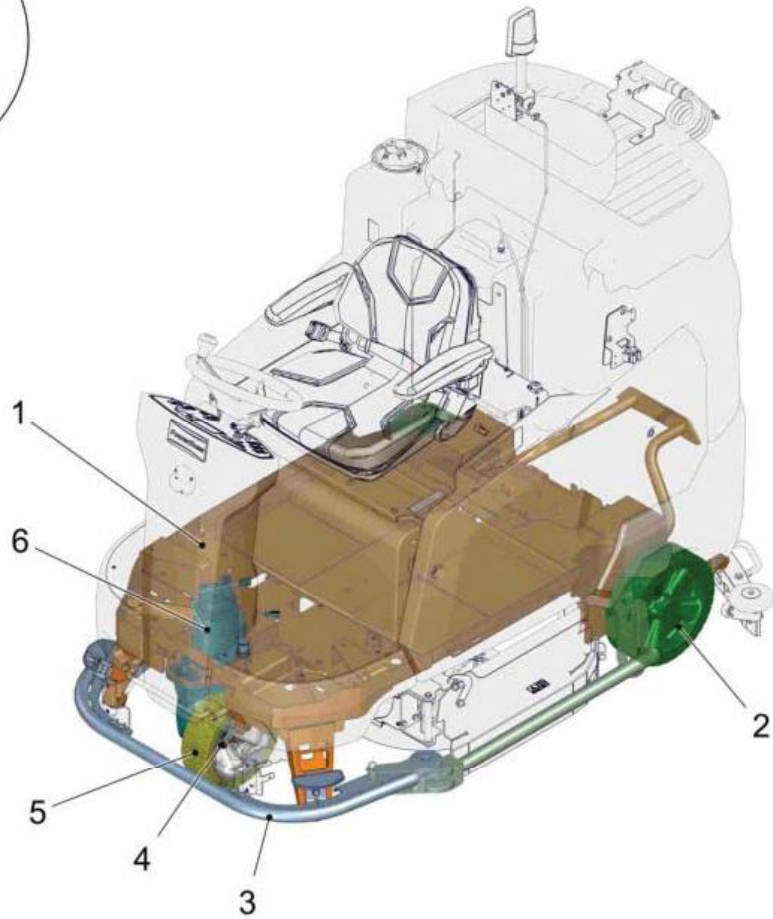
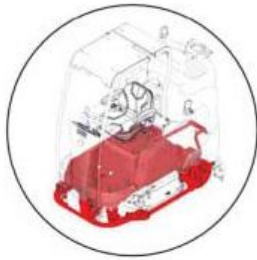
Item	Part number	Description	Qty.	Unit	Remarks
1	03021350	seat flap	1		
2	01272710	Lens head screw	2		
3	01221580	Round head screw	3		
4	00854210	Washer	3		
5	00102140	Hex. Nut	3		
6	01493500	Retainer	10		
7	01375380	hinge basic	1		
8	01371470	USB charging connection	1		
9	01371260	mounting clip DEUTSCH-connector	1		
10	01375850	frame	1		
11	00874930	Lens cap	2		
12	00051510	Hex. Nut	8		
13	00101550	Washer	4		
14	00154410	Cylinder head screw	2		
15	01172540	Luggage rack	1		
16	00501420	Screw	5		
17	---	Spare part on request	1		92017755 socket head wrench
18	00903290	Tube clamp	1		
19	00071900	Key	1		
20	00028800	Socket	1		
21	01102910	Grasp	1		
22	00045540	Cylinder head screw	2		
23	00053750	Washer	4		
24	01174740	Decal explosive gazes	1		
25	01371680	decal 36 V	1		
26	01074320	Lens flange screw	1		
27	00042900	Washer	9		
28	00744340	Hex. Nut	1		
29	00053350	Hex. Nut	1		
30	00538440	Buffer	1		
31	00102790	Cylinder head screw	4		
32	01110570	Screw	4		

Covering for electric equipment (97156228)



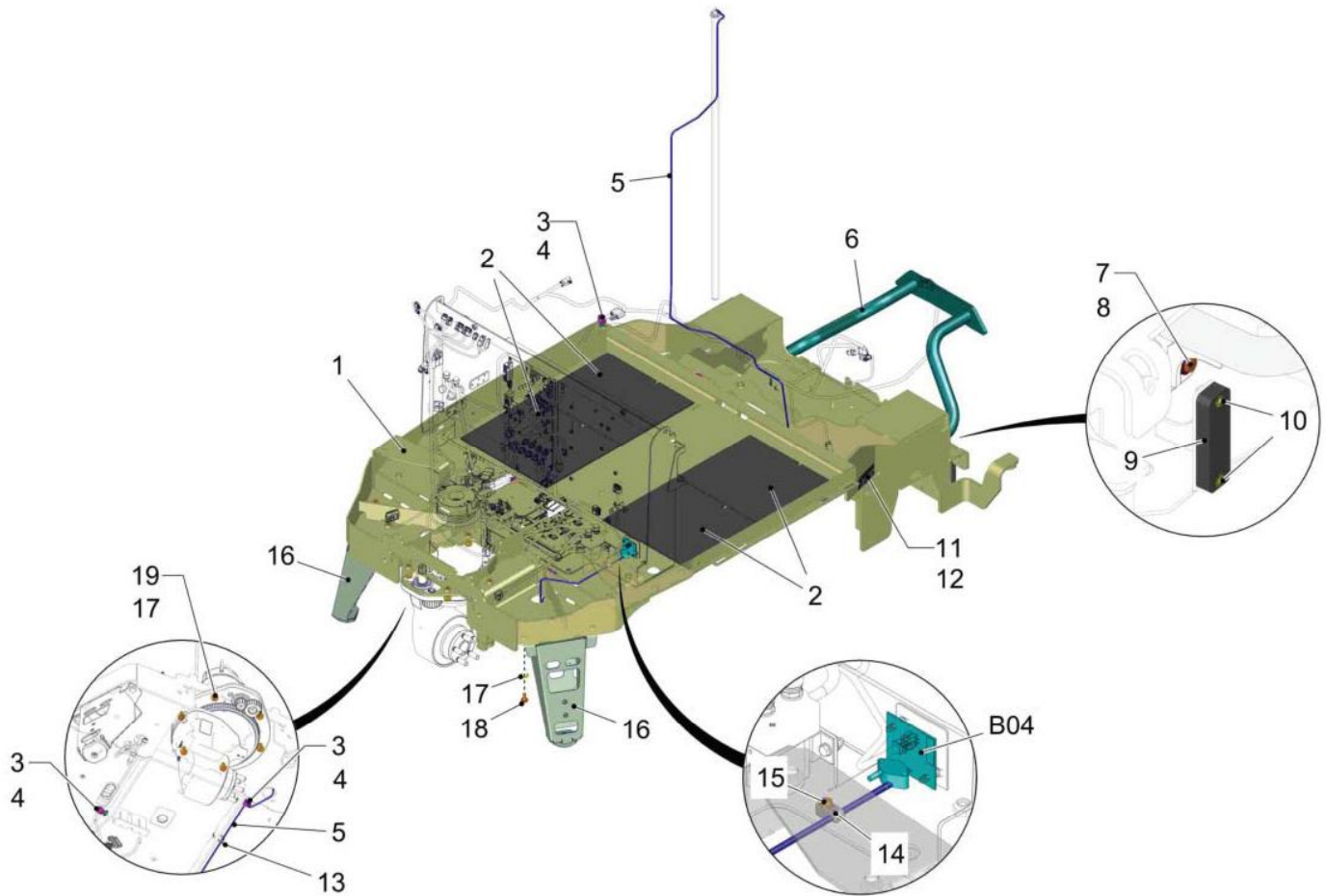
Item	Part number	Description	Qty.	Unit	Remarks
1	03019480	adhesive label	1		
2	00053090	Hexagon screw	3		
3	00047990	Disk wheel	3		
4	00704610	Hex. bolt	2		
5	00042900	Washer	4		
6	00051520	Hex. Nut	1		
7	00053730	Washer	4		
8	01166800	Hinged joint	1		
9	01375300	gas-pressurized spring	1		
10	00851570	Swivel head	1		
11	00534540	Cotter pin	1		
12	00705580	Bolt	1		
13	00551410	Cotter pin	1		
14	00053760	Washer	2		
15	01375800	rocker	1		
16	01376240	covering	1		
17	00053130	Hexagon screw	2		
18	01073120	Amtec screw	2		
19	01073130	Knob	2		

Chassis (97145585 7182-72)



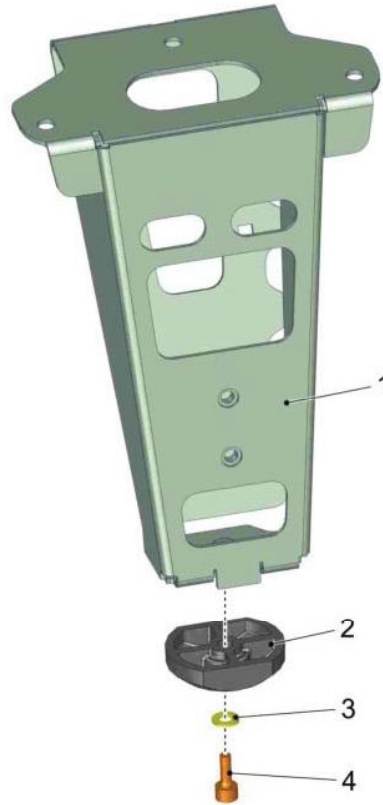
Item	Part number	Description	Qty.	Unit	Remarks
1	97147839	Chassis	1		
2	97153290	Rear axle, not driven	1		
3	97145221	Front bumper disk side broom 1080	1		
4	00156320	Spherical collar nut	5		With every exchange of wheel exchange the nuts, too, please!
5	01375070	wheel, oil resistant, non-marking	1		
6	01371270	traction drive AC 36V 1,9kW	1		

Chassis (97147839)



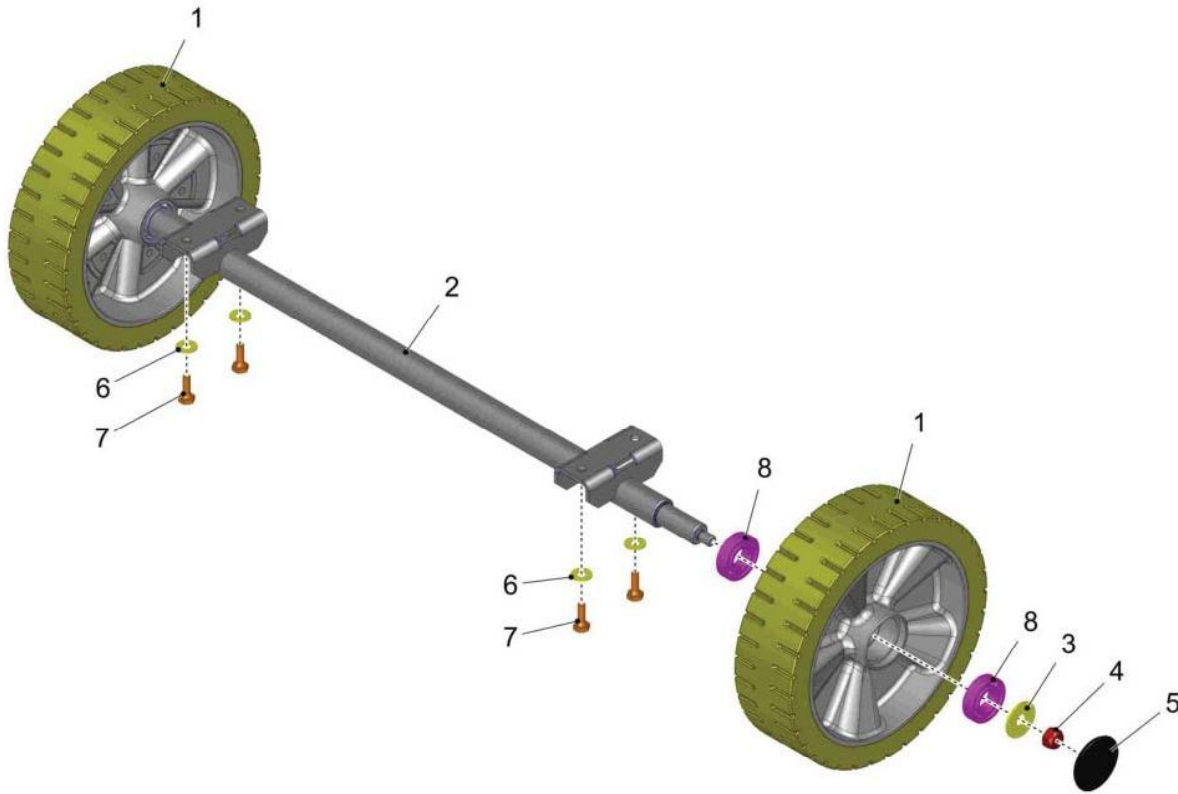
Item	Part number	Description	Qty.	Unit	Remarks
1	03021330	chassis B260 R	1		
2	01371760	mat	4		
3	01370250	retainer	4		
4	01370240	mounting feet	4		
5	01372290	hose	2,750		
6	01375720	bumper rear	1		
7	00053090	Hexagon screw	2		
8	00740080	Washer	2		
9	01372250	buffer	2		
10	00508990	Countersunk screw	4		
11	01073780	Nameplate	1		
12	00131600	Rivet	2		
13	00967760	Cable tie	1		
14	00100550	Clamp	1		
15	00959220	Screw	1		
16	97147284	Stay base	1		
17	00740290	Detent edged washer	12		
18	00021130	Hex.bolt	6		
19	00053160	Hexagon screw	6		
B04	01371480	pressure sensor	1		fresh water sensor

Stay Base (97147284)



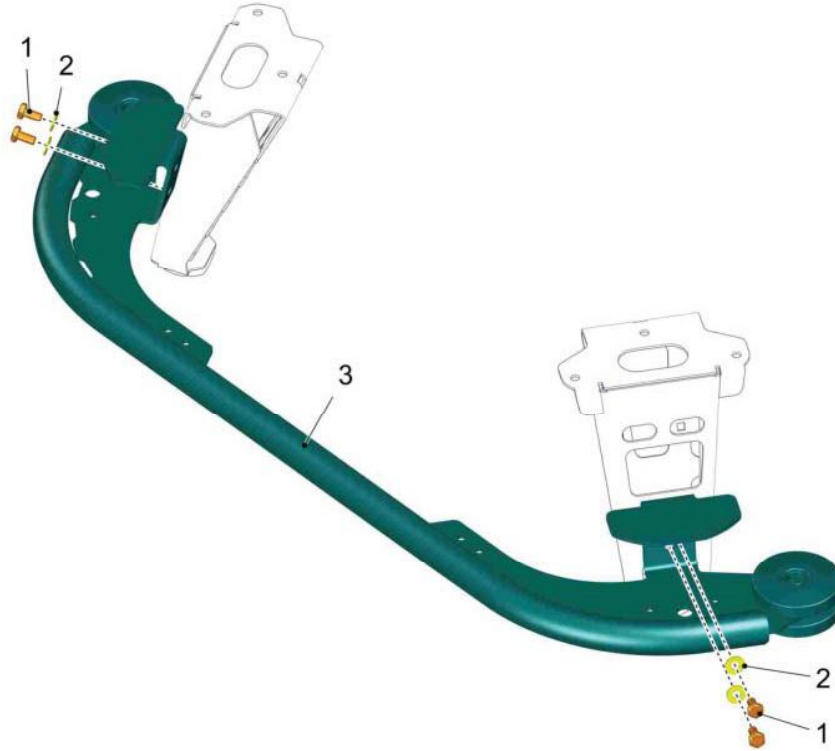
Item	Part number	Description	Qty.	Unit	Remarks
1	01375690	support	1		
2	01371320	stay	1		
3	00740310	Washer	1		
4	00045540	Cylinder head screw	1		

Rear axle, not driven (97153290)



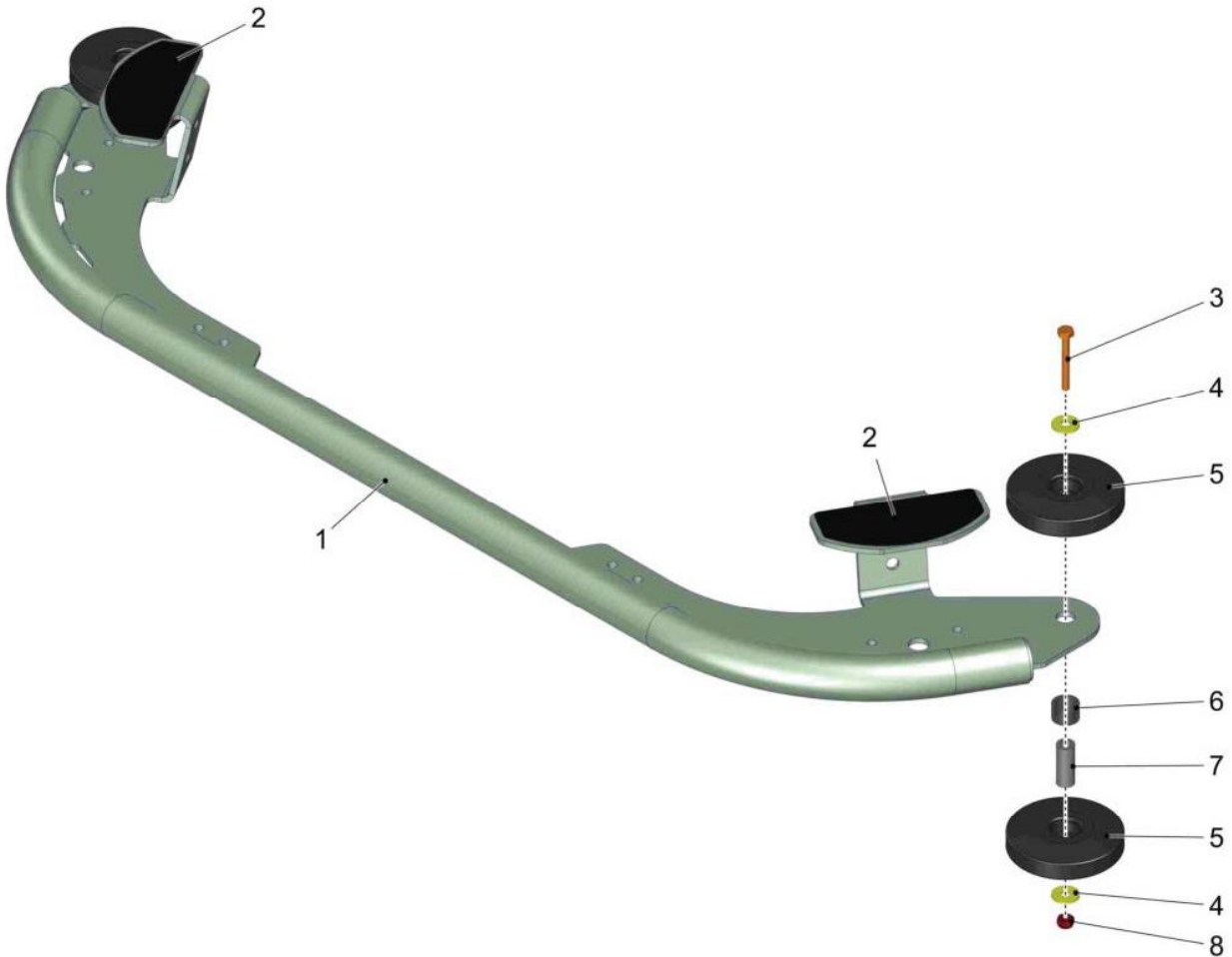
Item	Part number	Description	Qty.	Unit	Remarks
1	01375820	driving wheel	2		incl. item 8
2	03021400	axle	1		
3	00954200	Washer	2		
4	00135350	Hex. Nut	2		
5	01380260	sealing plug	2		
6	00875950	Washer	4		
7	00053200	Hex. bolt	4		
8	00150290	Deep groove ball bearing	2		content of item 1

Front bumper disk side broom 1080 (97145221)



Item	Part number	Description	Qty.	Unit	Remarks
1	00021130	Hex.bolt	4		
2	00740290	Detent edged washer	4		
3	97158638	Bumper SB1080	1		

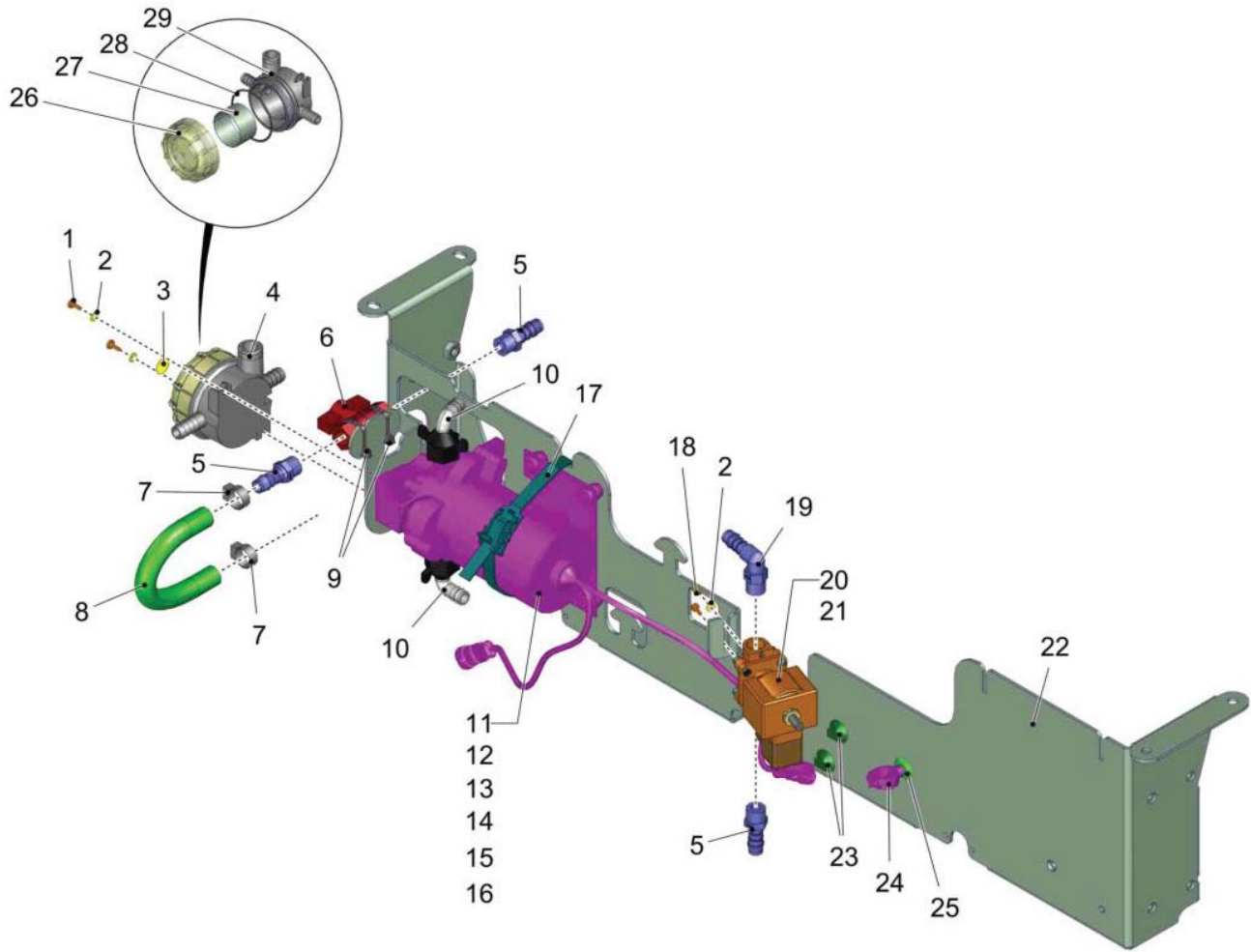
Bumper SB1080 (97158638)



Item	Part number	Description	Qty.	Unit	Remarks
1	01382750	bumper SB1080	1		
2	01372260	decals	2		
3	00053130	Hexagon screw	2		
4	00042900	Washer	4		
5	01171790	Deflector roller	4		
6	01228800	Hose	0,016		
7	00975110	Bushing	2		
8	00051510	Hex. Nut	2		

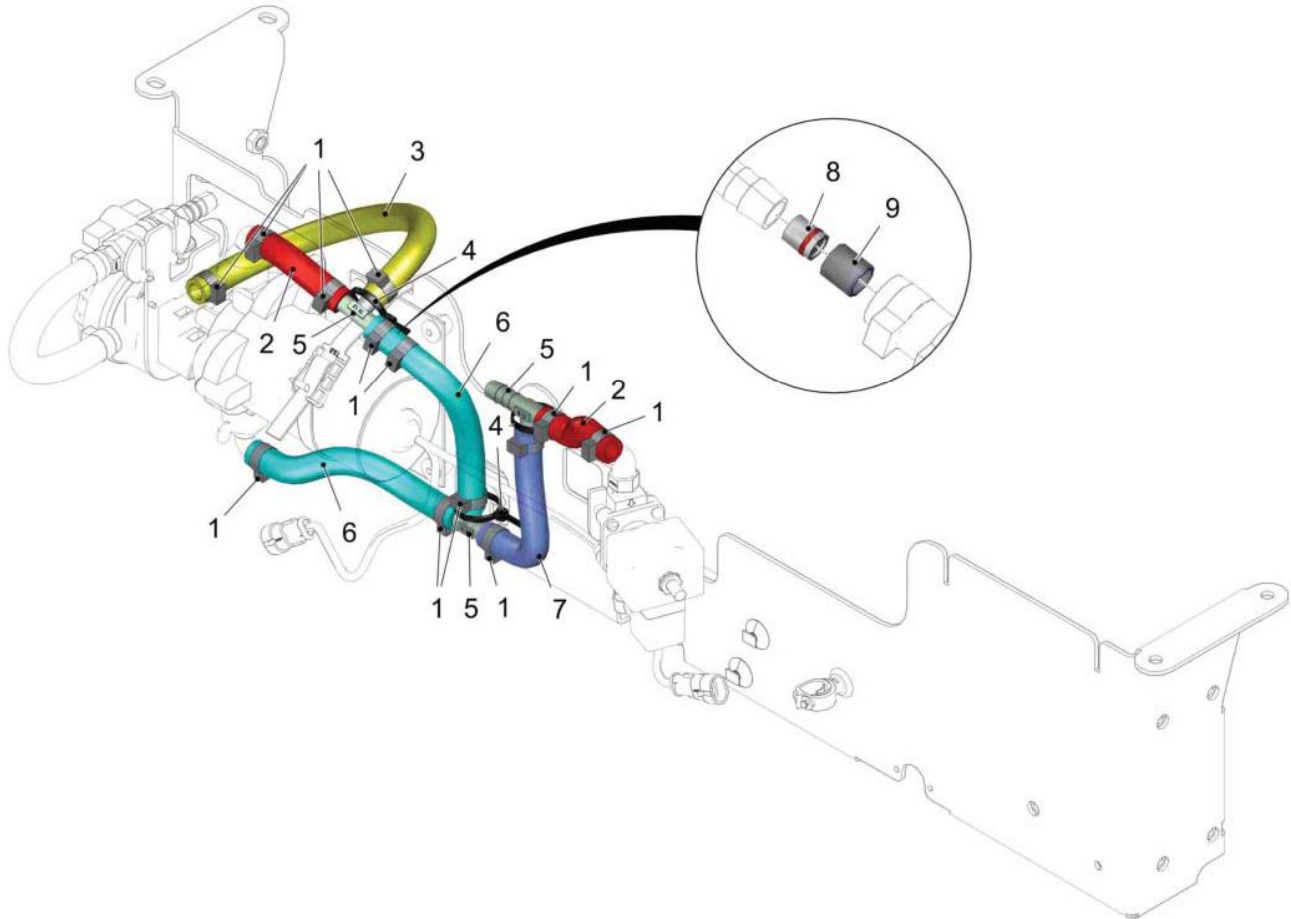
Water System (97145627 7182-72)

Water Plate (97143861)



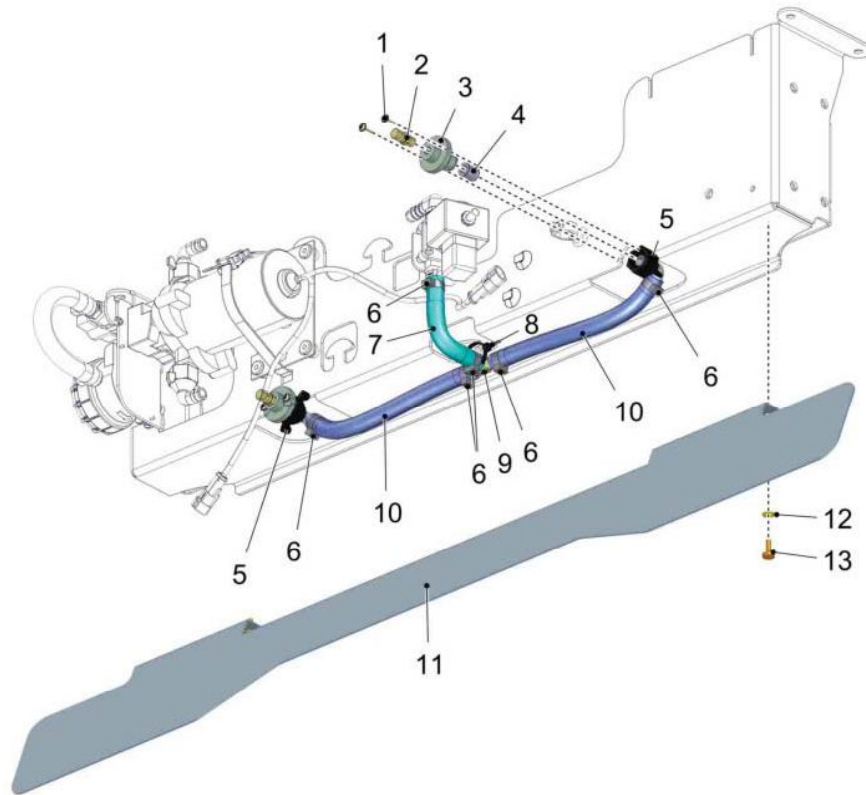
Item	Part number	Description	Qty.	Unit	Remarks
1	01112160	Screw	2		
2	00053710	Washer	4		
3	01179160	Decal yellow point	1		
4	01077170	Water filter	1		incl. items 26-29
5	00976140	Screwed plug	3		
6	00952760	Ball tap	1		
7	01376430	hose clamp	2		
8	00112010	Hose	0,180		
9	00967760	Cable tie	2		
10	00154140	Screwed angle fitting	2		
11	00543750	Pump	1		
12	01135470	pin housing	1		
13	01063790	Pin contact	2		
14	00903580	Gasket	2		
15	00903190	Flat connector	1		
16	01052080	Valve plate	1		
17	01073340	Cable tie	1		
18	00058580	Hex.bolt	2		
19	00020020	Angle socket	1		
20	01071000	Electrovalve	1		
21	01371990	valve connector	1		
22	01375790	sheet metal	1		
23	01278080	Mounting clip	2		
24	01370250	retainer	1		
25	01370240	mounting feet	1		
26	01177090	Filter cover	1		
27	01178210	Strainer	1		
28	01178130	O-ring	1		
29	-	Not supplied alone!			order water filter cpl., please (item 4)

Without option onboard solution dosage but with spraying tools (97155279)



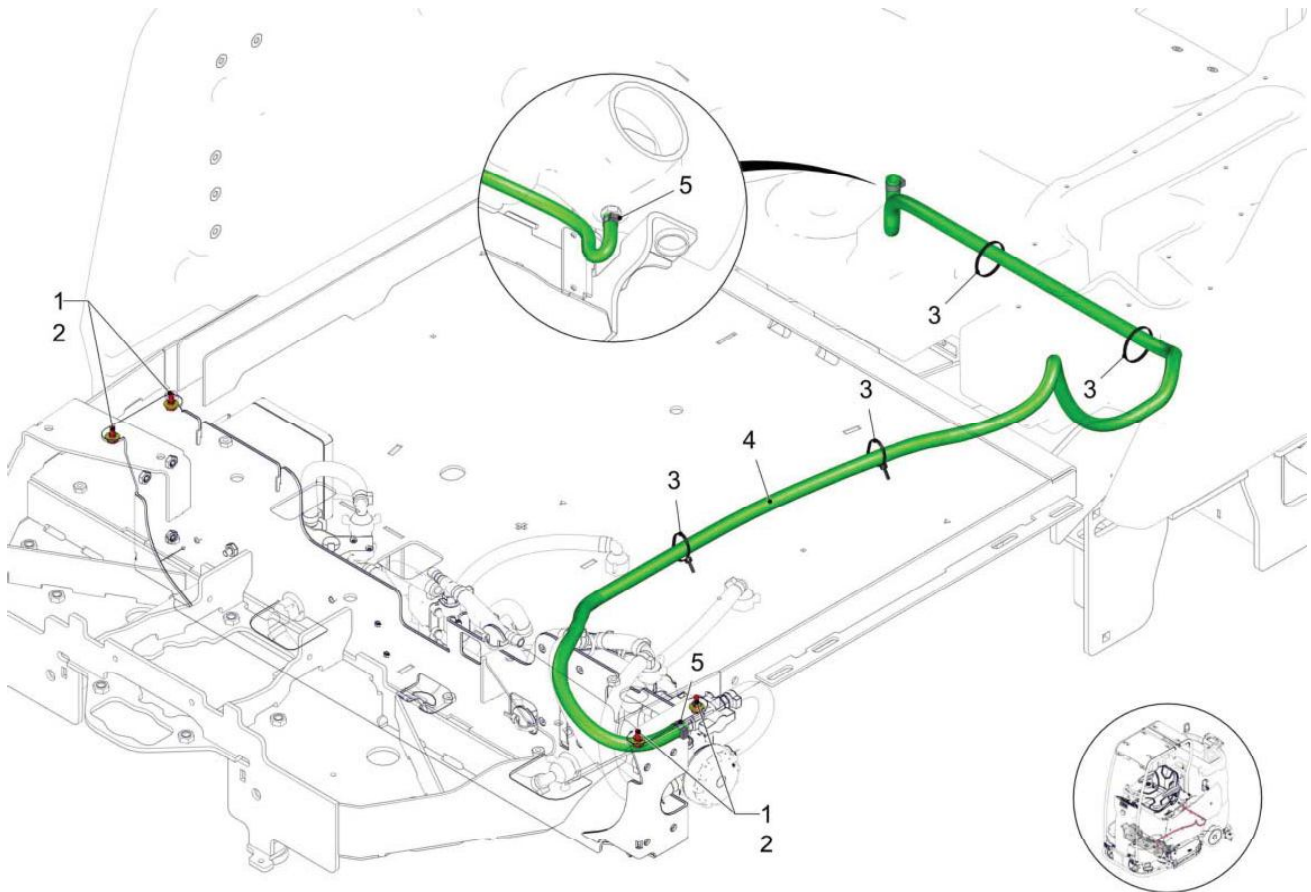
Item	Part number	Description	Qty.	Unit	Remarks
1	01376430	hose clamp	13		
2	00112010	Hose	0,080		
3	00112010	Hose	0,320		
4	00967760	Cable tie	3		
5	00976160	T-piece	3		
6	00112010	Hose	0,180		
7	00112010	Hose	0,140		
8	01371810	recycling stop	1		
9	01372620	plain bearing bush	1		

With cylindrical brush head 1080 (97155220)



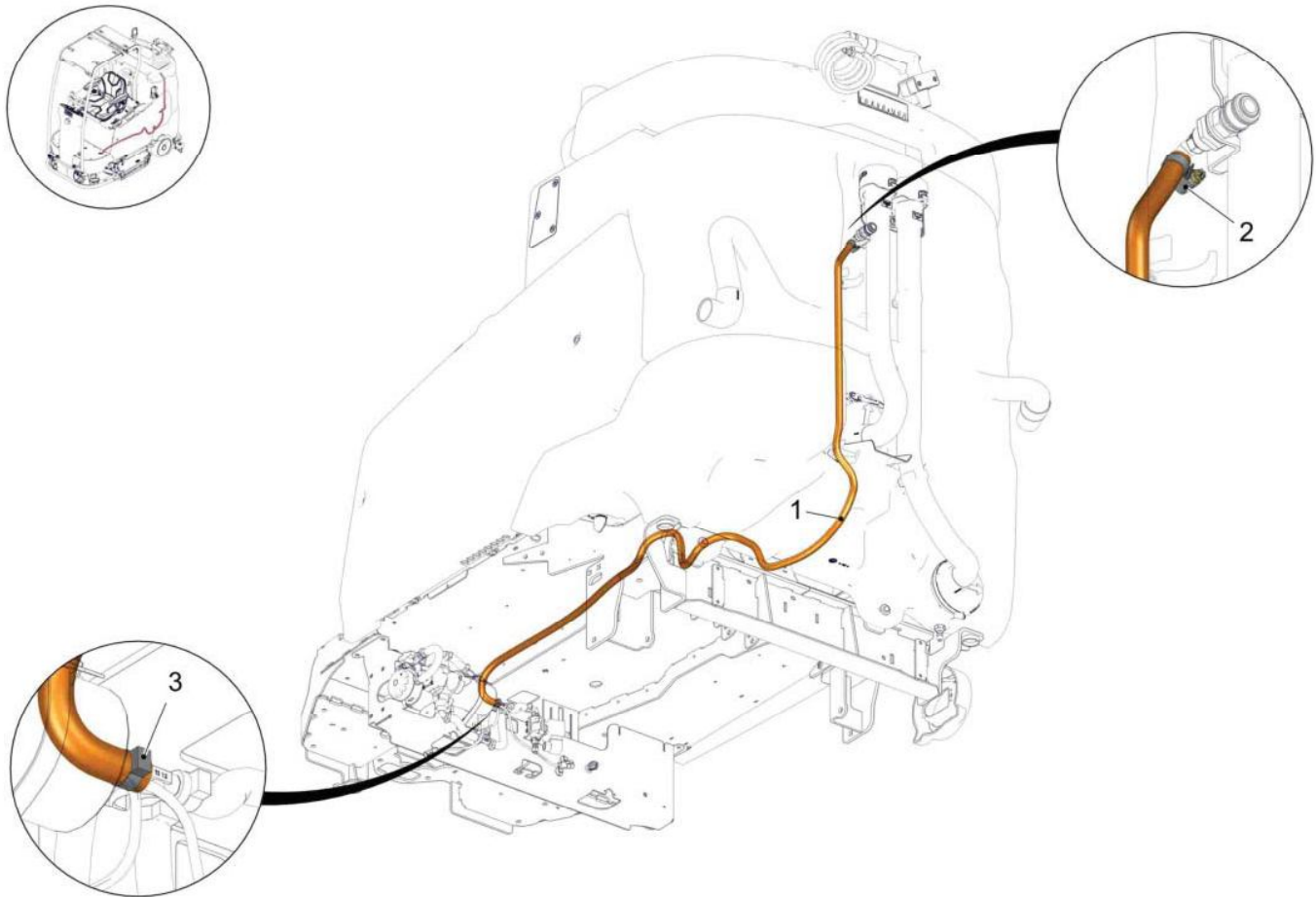
Item	Part number	Description	Qty.	Unit	Remarks
1	01078860	Screw	4		
2	01072640	Jet	1		
3	01376880	nozzle holder	1		
4	01376440	back-pressure valve	1		
5	00154140	Screw angle fitting	2		
6	01376430	hose clamp	6		
7	00112010	Hose	0,115		
8	00967760	Cable tie	1		
9	00976160	T-piece	1		
10	00112010	Hose	0,220		
11	01381490	apron	1		
12	00740280	Washer	4		
13	00539730	Screw	4		

Tank connection water system (97155287)



Item	Part number	Description	Qty.	Unit	Remarks
1	00053080	Hexagon screw	4		
2	00740090	Detent edged washer	4		
3	00967760	Cable tie	4		
4	00112010	Hose	2,250		
5	01376430	hose clamp	2		

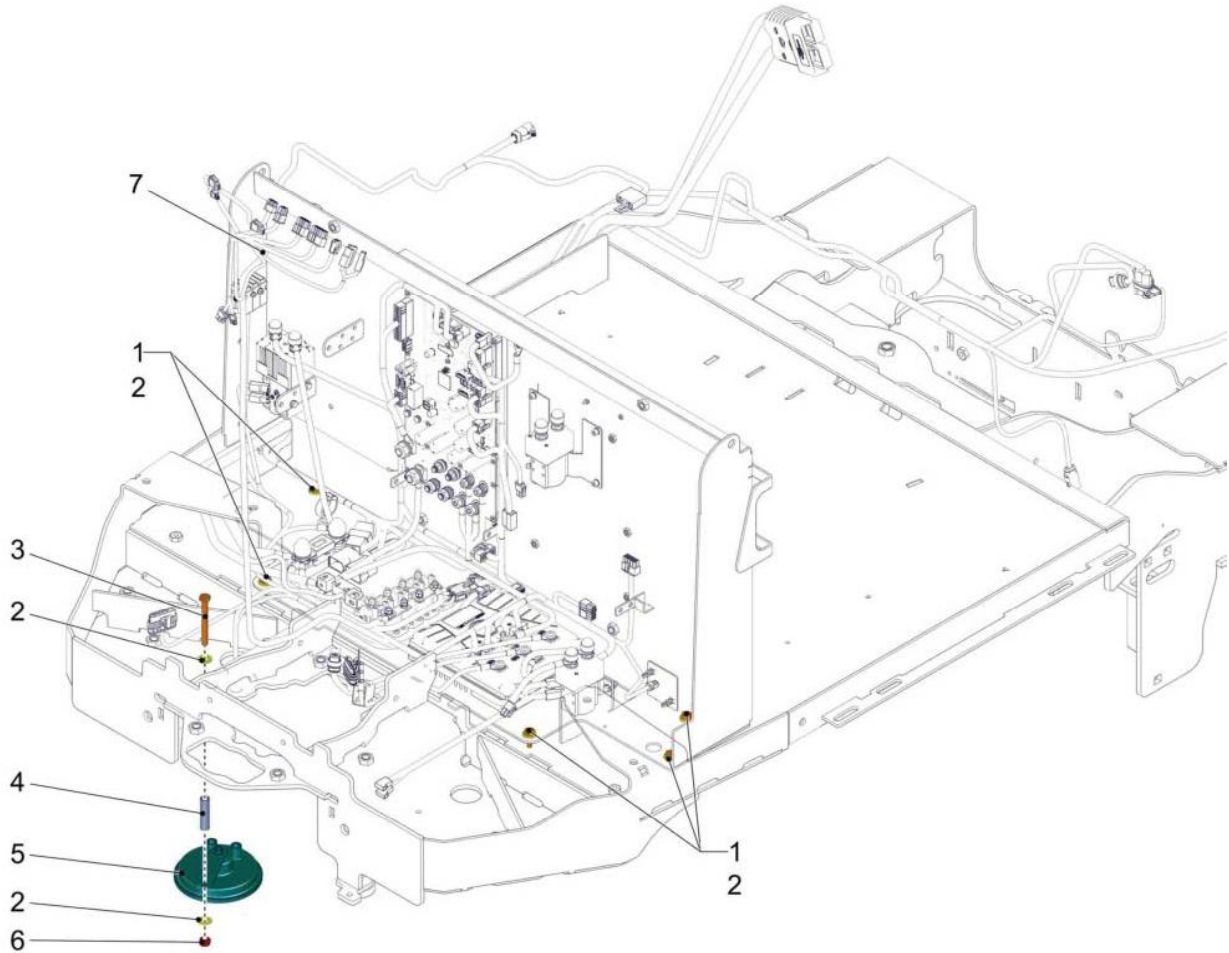
Preliminary parts for spraying tools (97155258)



Item	Part number	Description	Qty.	Unit	Remarks
1	00112010	Hose	2,250		
2	01015350	Hose clamp	1		
3	01376430	hose clamp	1		

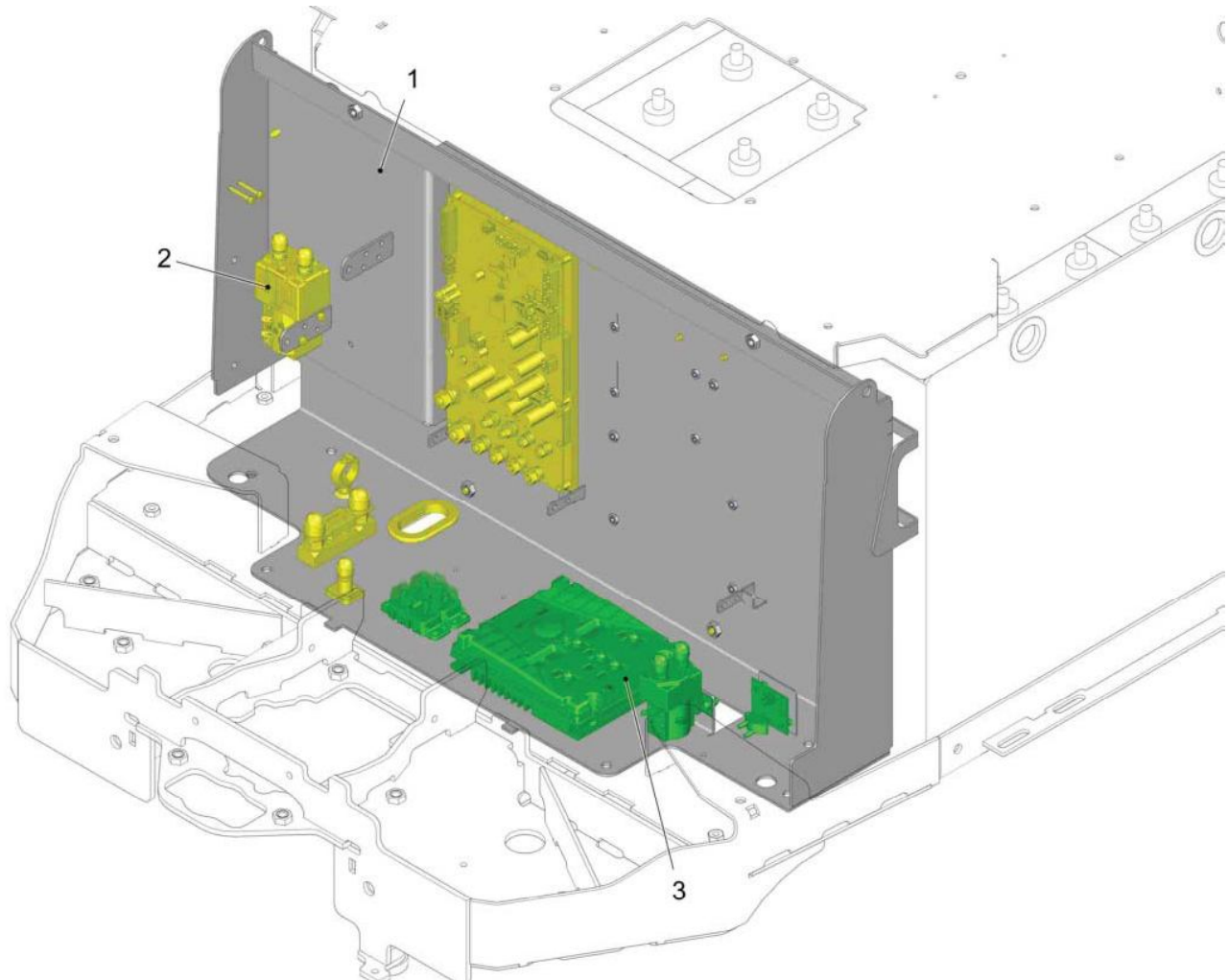
Electric System (97145635 7182-72)

Electric Equipment (97156194 7182-70)



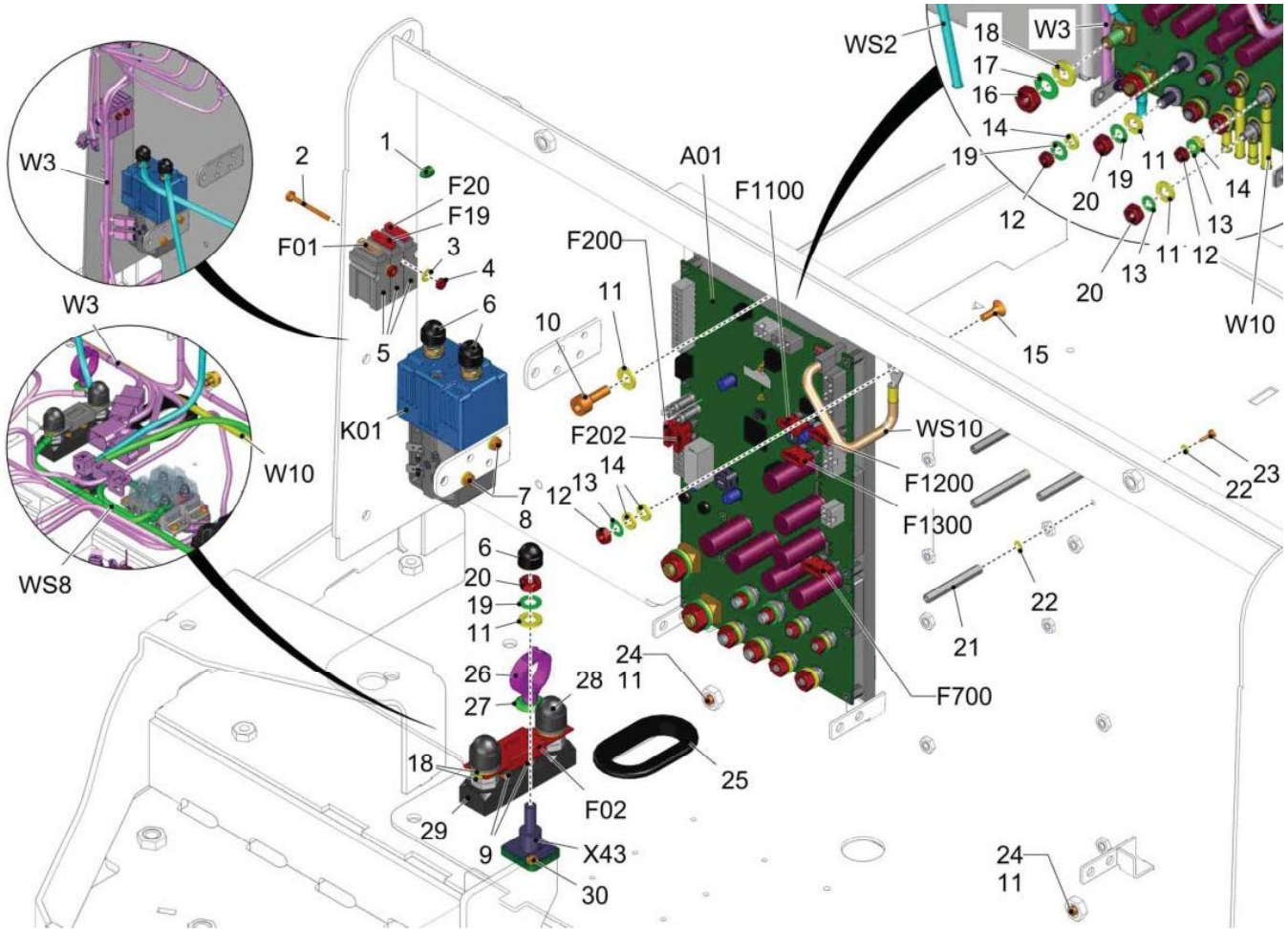
Item	Part number	Description	Qty.	Unit	Remarks
1	00053090	Hexagon screw	5		
2	00740090	Detent edged washer	7		
3	01073400	Hex. bolt	1		
4	01373300	distance piece	1		
5	00050810	Signal horn	1		
6	00053350	Hex. Nut	1		
7	97148092 7182-72	Electric plate, configurable	1		

Base electric plate (97148100)



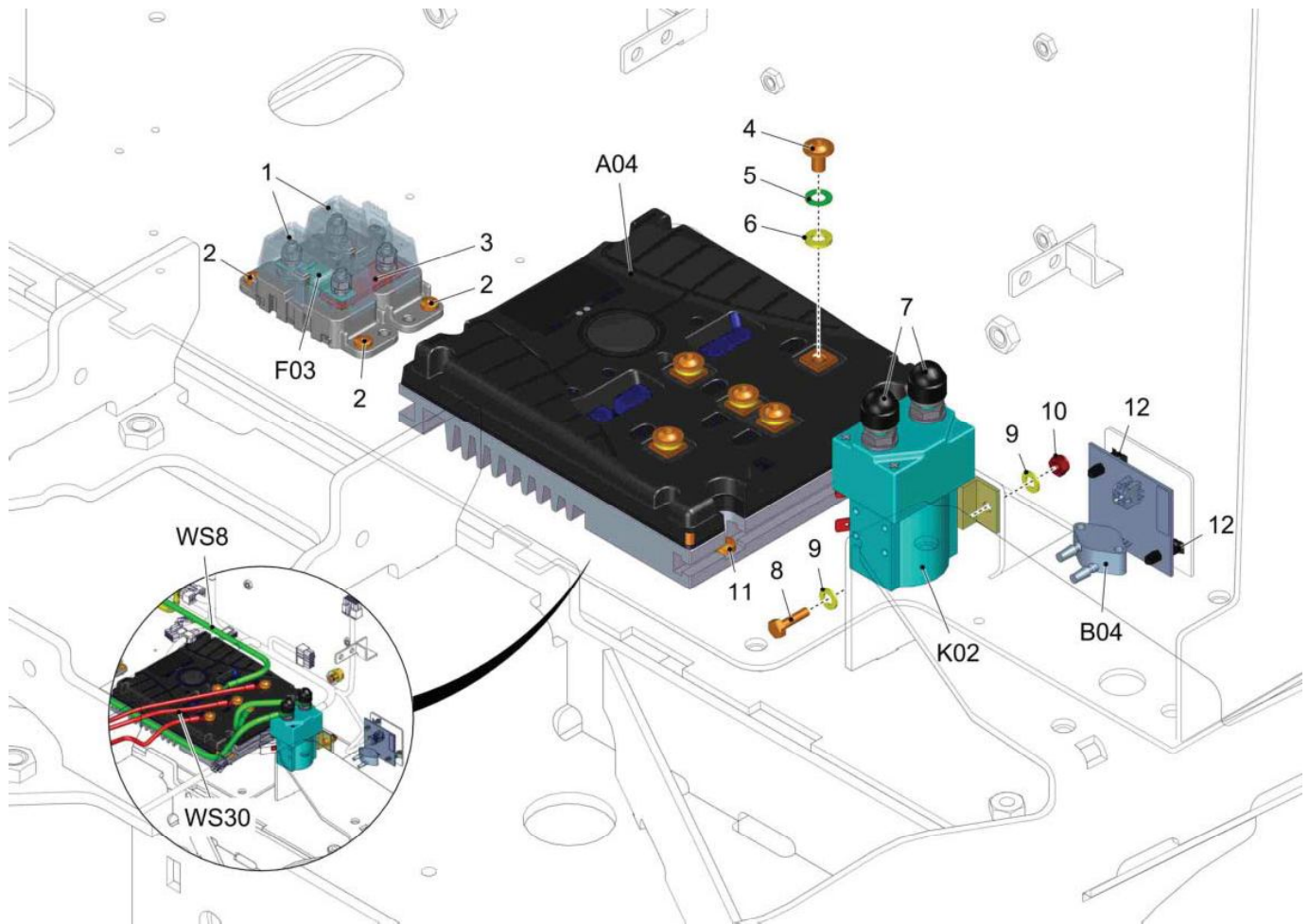
Item	Part number	Description	Qty.	Unit	Remarks
1	03021500	carrier	1		
2	97148100-1	Base electric plate, part 1	1		
3	97148100-2	Base electric plate, part 2	1		

Base electric plate, part 1 (97148100-1)



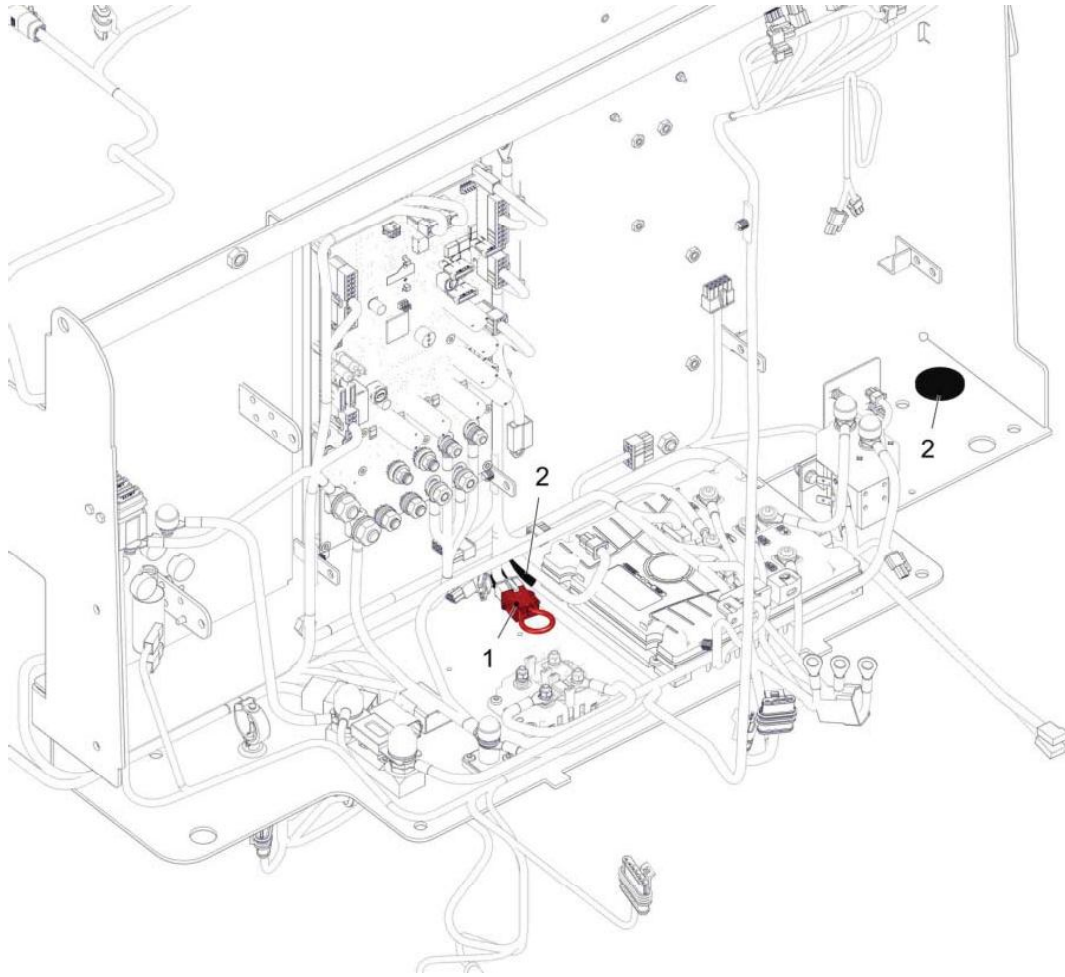
Item	Part number	Description	Qty.	Unit	Remarks
1	01493500	Retainer	1		
2	01130570	Hex.bolt	2		
3	00053710	Washer	2		
4	00052810	Hex. Nut	2		
5	00733650	Fuse holder	3		
6	00131610	Lens cap	3		
7	00054680	Hex.bolt	2		
8	00053720	Washer	4		
9	01272680	Screw	2		
10	00045540	Cylinder head screw	1		
11	00053750	Washer	8		
12	00053330	Hex. Nut	5		
13	00053840	Spring washer	5		
14	00053730	Washer	6		
15	00872460	Countersunk screw	1		
16	00053360	Hex. Nut	2		
17	00053860	Spring washer	2		
18	00053760	Washer	3		
19	00053850	Spring washer	5		
20	00053350	Hex. Nut	5		
21	01376610	spacer bolt	4		
22	00553740	Washer	8		
23	00535780	Fillister-head screw	4		
24	00151810	Hexagon screw	2		
25	01078440	Grommet	1		
26	01476570	retainer Ø20	1		
27	01370240	mounting feet	1		
28	00747210	Lens cap	2		
29	00121440	fuse holder (display not current, see document links)	1		
30	01112160	Screw	2		
A01	01379680	controller	1		incl. fuses F200, F202, F700, F1100, F1200, F1300
F01	01371450	fuse link 7,5A 80V	1		fuse controller
F02	00059580	Fuse	1		machine controll
F19	00874950	Fuse	1		horn / fleet
F20	00874950	Fuse	1		chemical dosing
F200	01376830	fuse link FKS C3A 80V	1		content of A1
F202	01376830	fuse link FKS C3A 80V	1		content of A1
F700	01376770	fuse link FKS C25A 80V	1		content of A1
F1100	00874970	Fuse	1		content of A1
F1200	00874970	Fuse	1		content of A1
F1300	00874970	Fuse	1		content of A1
K01	01371500	solenoid switch	1		
W3	03021720	wiring harness W3	1		
W10	03021610	wiring harness W10	1		
WS2	03021870	cable loom WS2	1		
WS8	03021850	wiring harness WS8	1		
WS10	03020420	cable loom WS10	1		
X43	00744670	Single clamp	1		

Base electric plate, part 2 (97148100-2)



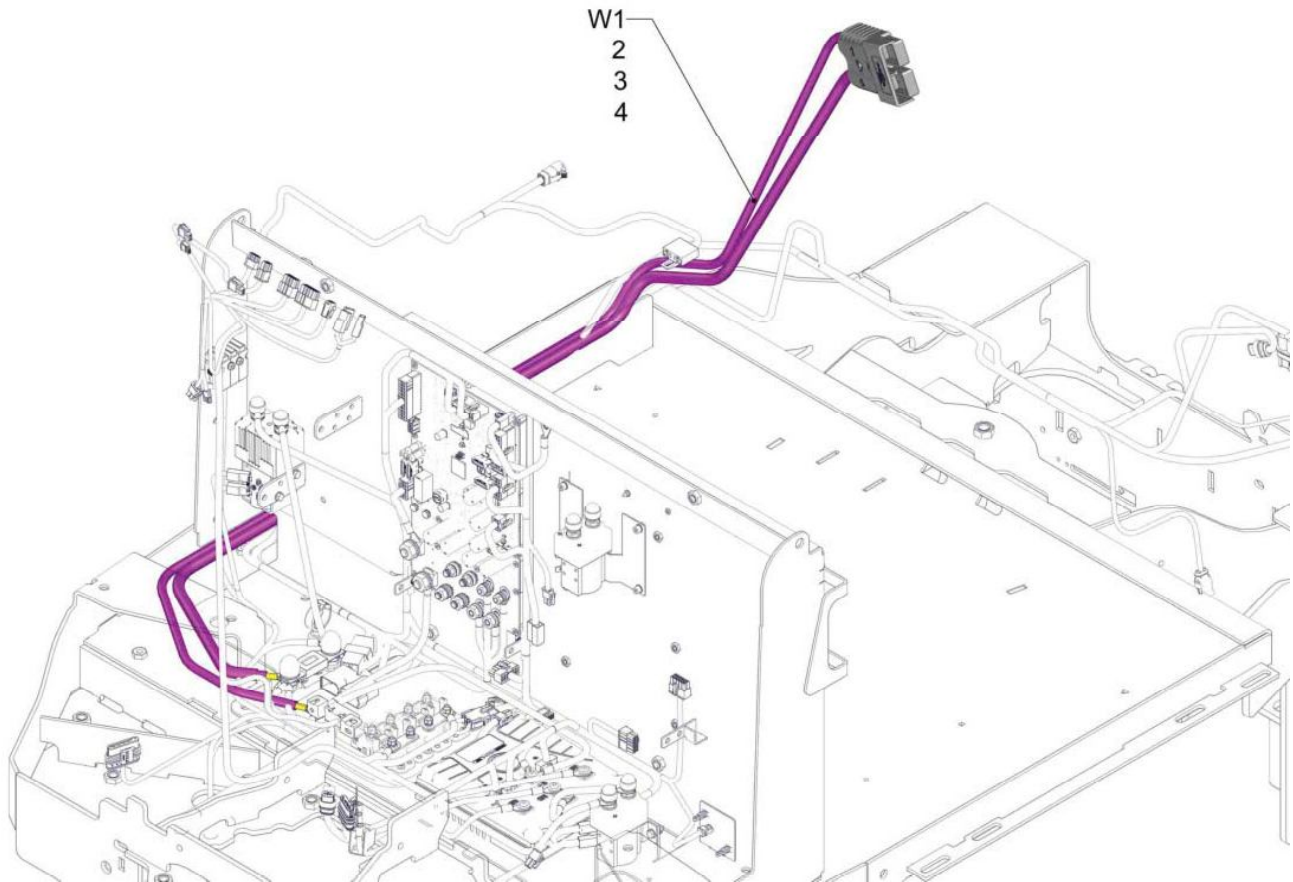
Item	Part number	Description	Qty.	Unit	Remarks
1	01473870	Fuse holder	2		
2	01112160	Screw	4		
3	01376390	current bar	1		
4	01072520	Lens flange screw	5		
5	00053840	Spring washer	5		
6	00053730	Washer	5		
7	00131610	Lens cap	2		
8	00054410	Hex.bolt	2		
9	00053720	Washer	2		
10	00051340	Hex. Nut	2		
11	00959220	Screw	4		
12	00745840	Print plate holder	2		
A04	01375880	driving control AC 36V 180A	1		front wheel
B04	01371480	pressure sensor	1		fresh water sensor
F03	01371300	fuse link	1		drive control front (A04)
K02	00965060	Solenoid switch	1		
WS8	03021850	wiring harness WS8	1		
WS30	03020280	wiring harness W30	1		

Electric plate without 4-wheel drive (97156186)



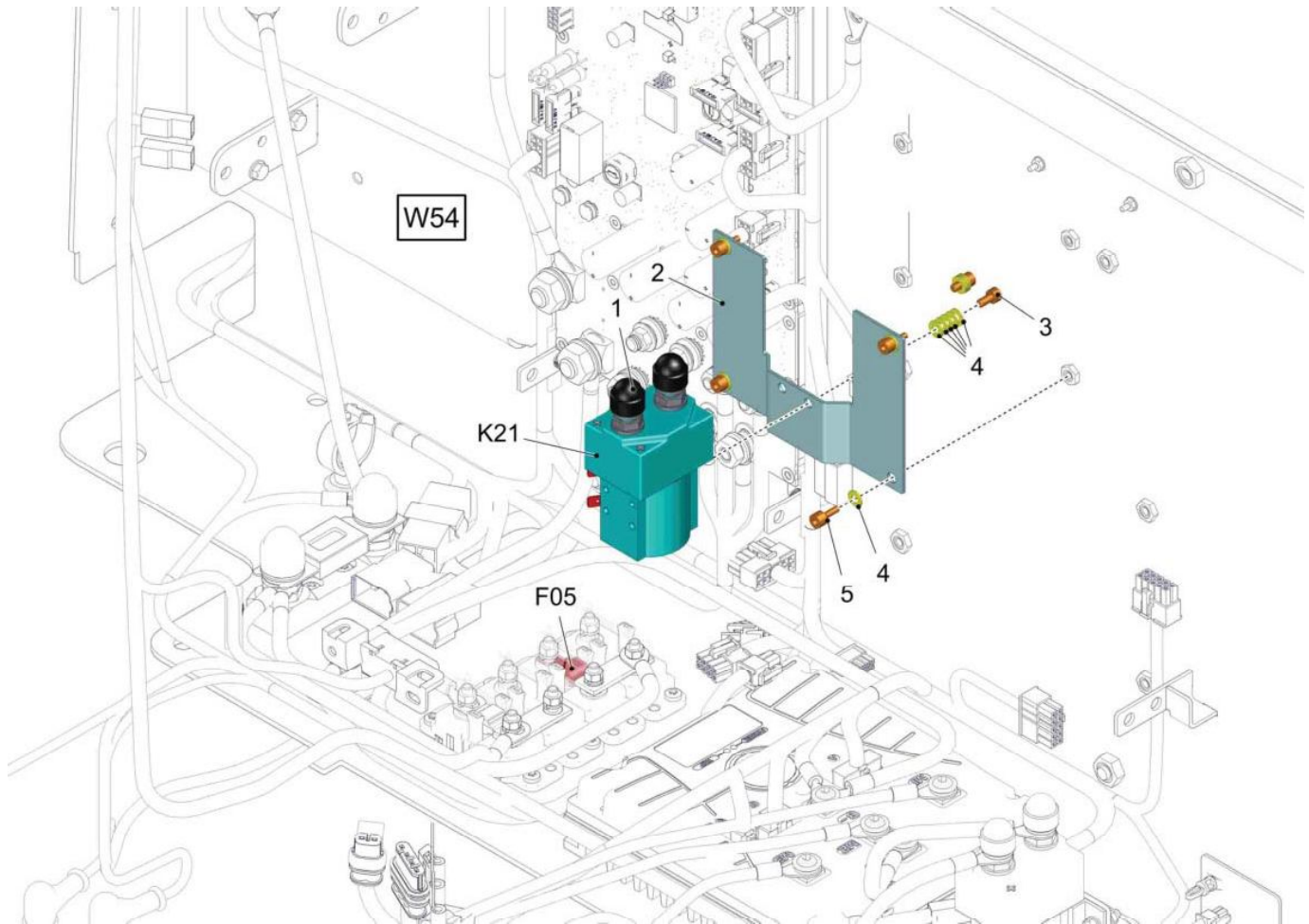
Item	Part number	Description	Qty.	Unit	Remarks
1	03020460	cable loom WS6	1		
2	00130790	Drain plug	2		

Wiring harness battery connection (97160089)



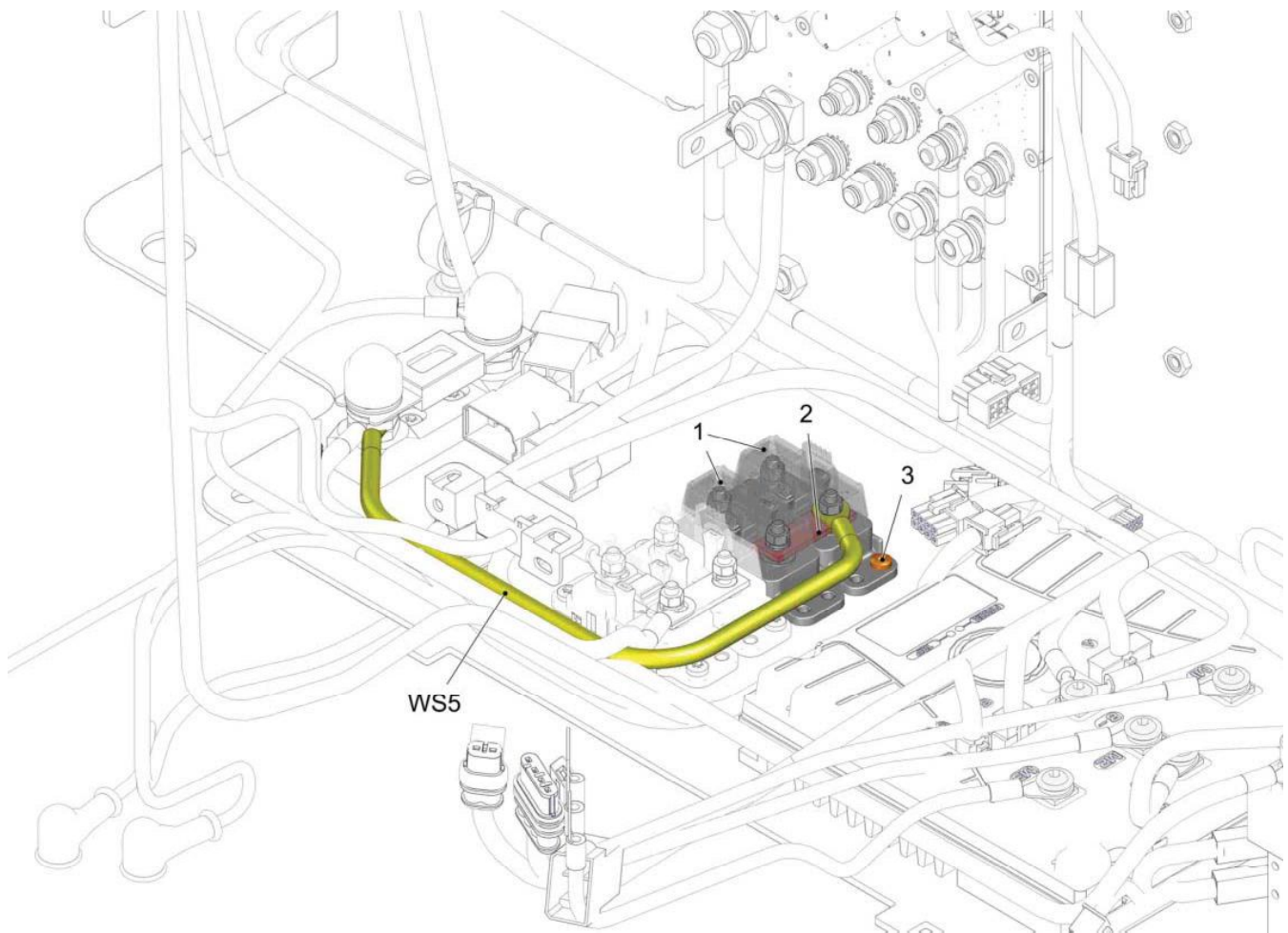
Item	Part number	Description	Qty.	Unit	Remarks
2	01163580	Shrinkable tube	0,100		content of harness W1
3	01377150	heat shrink tube 19,1x0,8-PVC 2:1 red	0,100		content of harness W1
4	01497550	corrugated hose	1,530		content of harness W1
W1	03021920	wiring harness W1	1		incl.items 2-4

Electric plate with option pre-sweep unit (97160030)



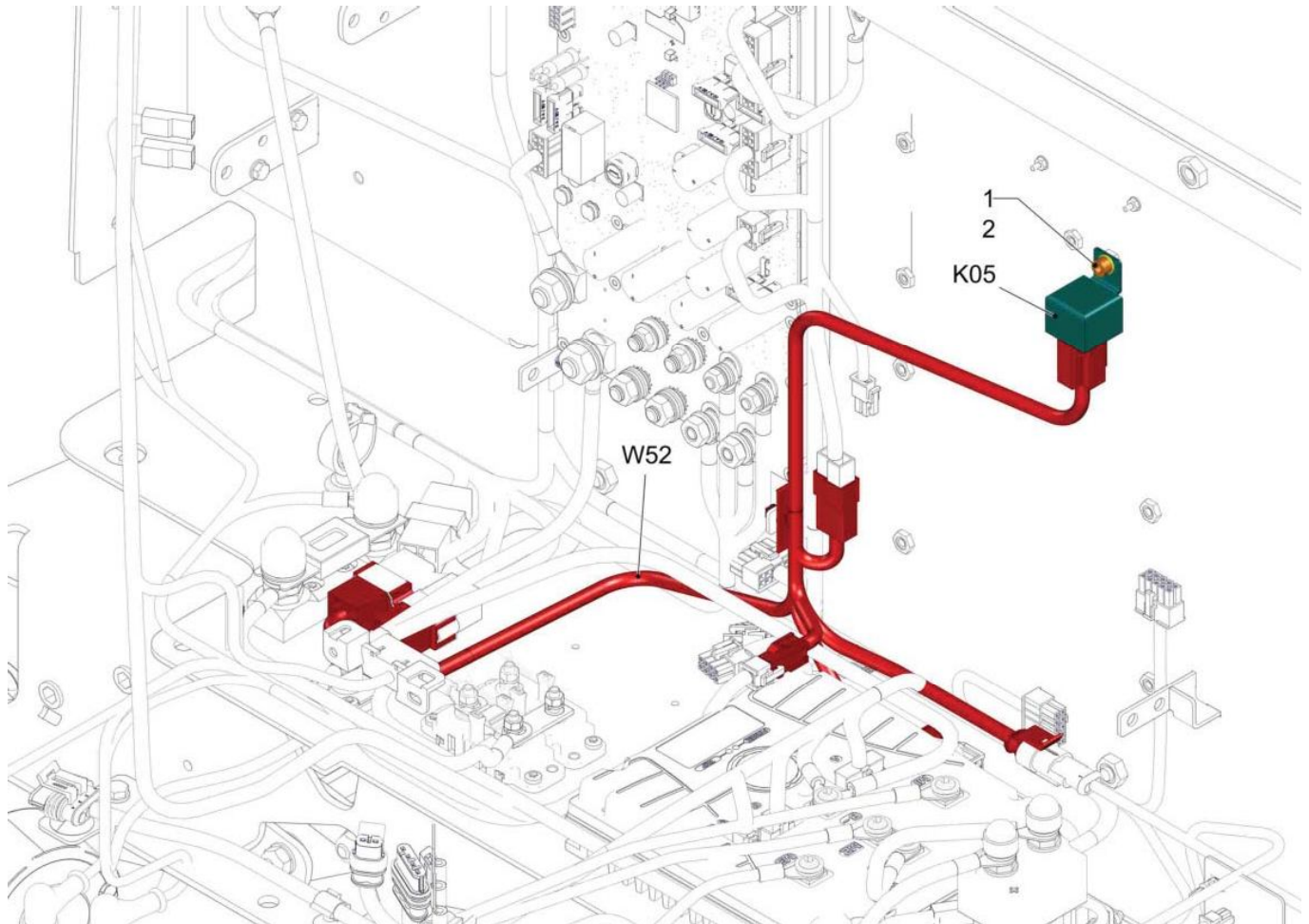
Item	Part number	Description	Qty.	Unit	Remarks
1	00131610	Lens cap	2		
2	01375540	relay carrier	1		
3	00730930	socket head screw	2		
4	00053710	Washer	14		
5	---	Spare part on request	4		11126364 socket head screw
F05	01371170	fuse link	1		pre-sweeping unit or prbl.other options
K21	00965060	Solenoid switch	1		sweep motor
W54	03022000	wiring harness W54	1		

Electric plate with operation of pre-sweep unit or 3-disk brush head (97160071)



Item	Part number	Description	Qty.	Unit	Remarks
1	01473870	Fuse holder	2		
2	01376390	current bar	1		
3	01112160	Screw	2		
WS5	03021630	cable loom WS5	1		


Electric plate with option side broom system (97160238)



Item	Part number	Description	Qty.	Unit	Remarks
1	01015310	Cylinder head screw	1		
2	00053720	Washer	1		
K05	00965030	Relay	1		lifting side broom
W52	---	Spare part on request	1		97152193 wiring harness W52

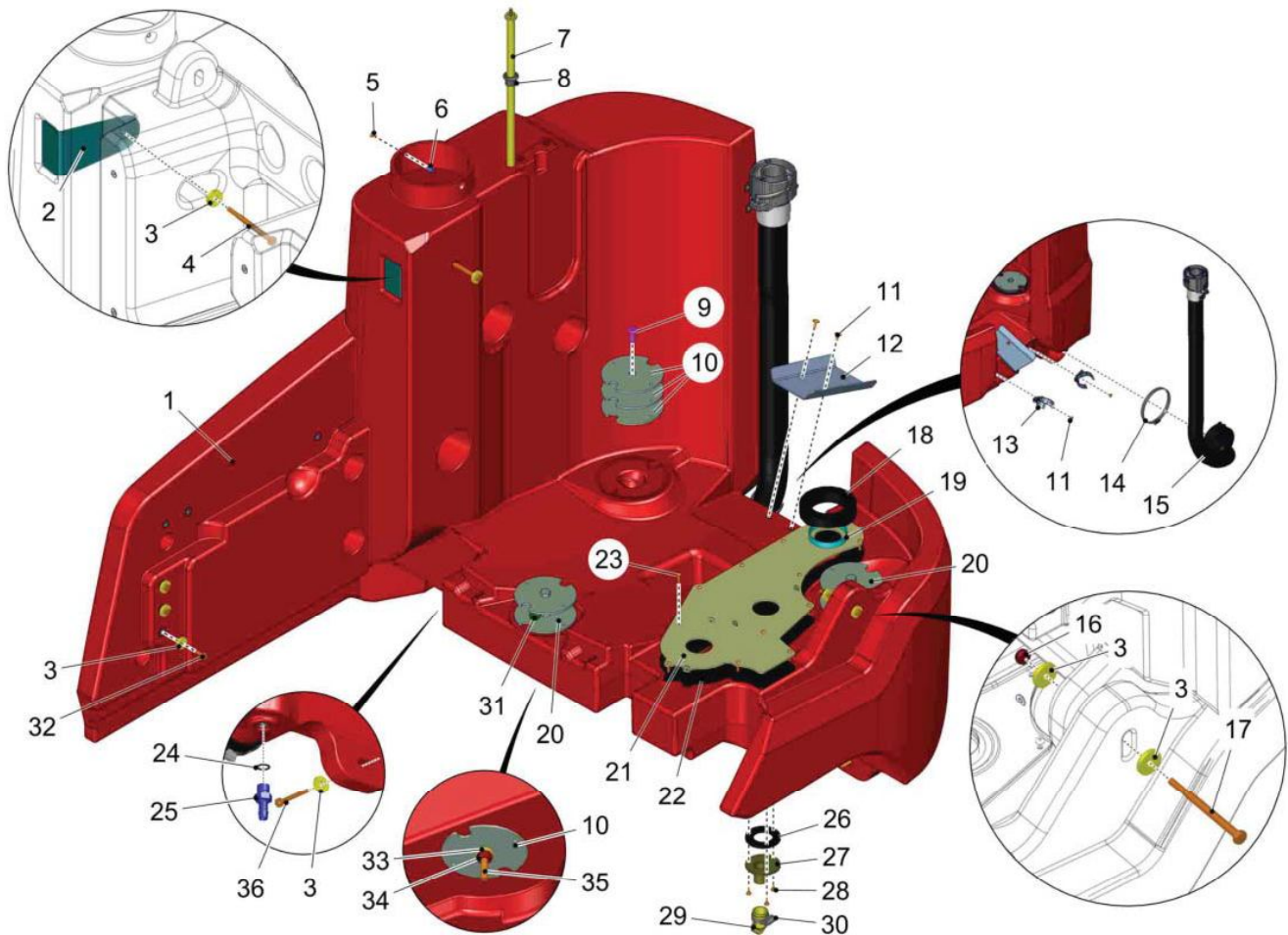
Tanks (97151005 7182-70)

Tanks standard red (03021570)



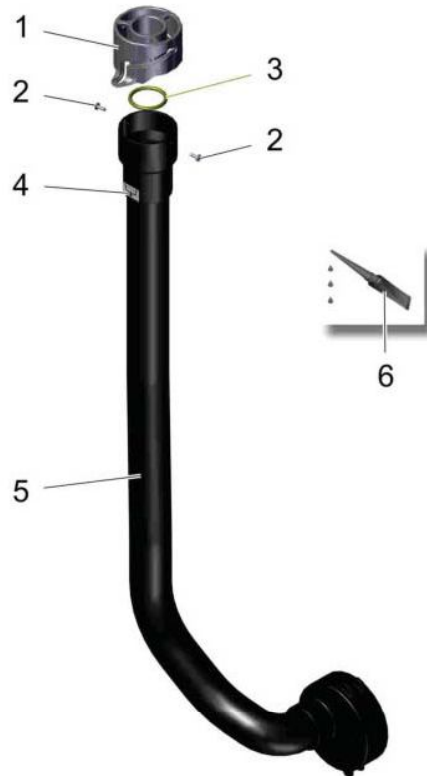
Item	Part number	Description	Qty.	Unit	Remarks
1	03021570-1	Fresh water tank standard red	1		
2	03021570-2 7182-70	Foul water tank standard red	1		

Fresh water tank standard red (03021570-1)



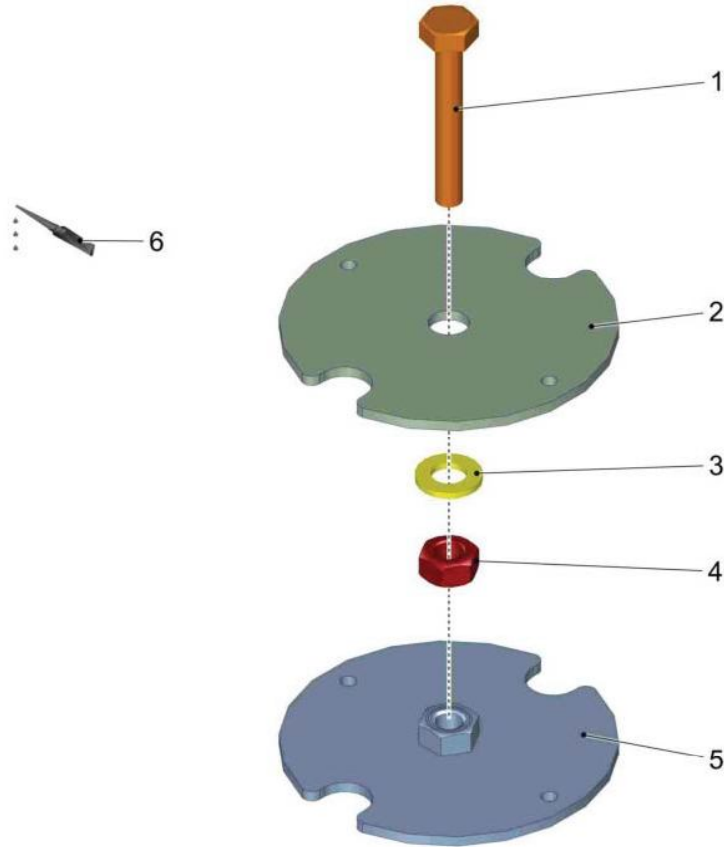
Item	Part number	Description	Qty.	Unit	Remarks
1	-	Not supplied alone!	1		If needed order the complete tanks 03021570, please!
2	01377010	carrier	1		
3	00047990	Disk wheel	6		
4	00053150	Hex.bolt	1		
5	00028470	Countersunk screw	2		
6	01372790	bolt	2		
7	---	Spare part on request	1		96164934 sounding rod
8	---	Spare part on request	1		92056159 cable sleeve
9	00901510	Bolt	1		
10	01376280	plate	6		max. 5 plates
11	01000850	Lens flange screw	4		
12	01373450	dirt chute	1		
13	01375310	clip	2		
14	01014640	Hose clamp	1		
15	01372360	Solution hose	1		
16	00051510	Hex. Nut	1		
17	00053140	Hex.bolt	1		
18	01371740	gasket	1		
19	01371770	tubular support	1		
20	97149587	Height adjustment	1		
21	01377000	covering	1		
22	01376980	gasket	1		
23	01078160	Screw	12		
24	00057720	O-ring oil resistant	1		
25	01072180	Screwed plug	1		
26	01371920	gasket	1		
27	01373830	flowing off	1		
28	00905520	Round head screw	4		
29	00054560	Valve	1		
30	00733160	Hose clamp	1		
31	01370250	retainer	2		
32	00053090	Hexagon screw	3		
33	00053770	Washer	1		
34	00053370	Hex. Nut	1		
35	00054830	Hex.bolt	1		
36	00027910	Hex.bolt	2		

Solution hose (01372360)



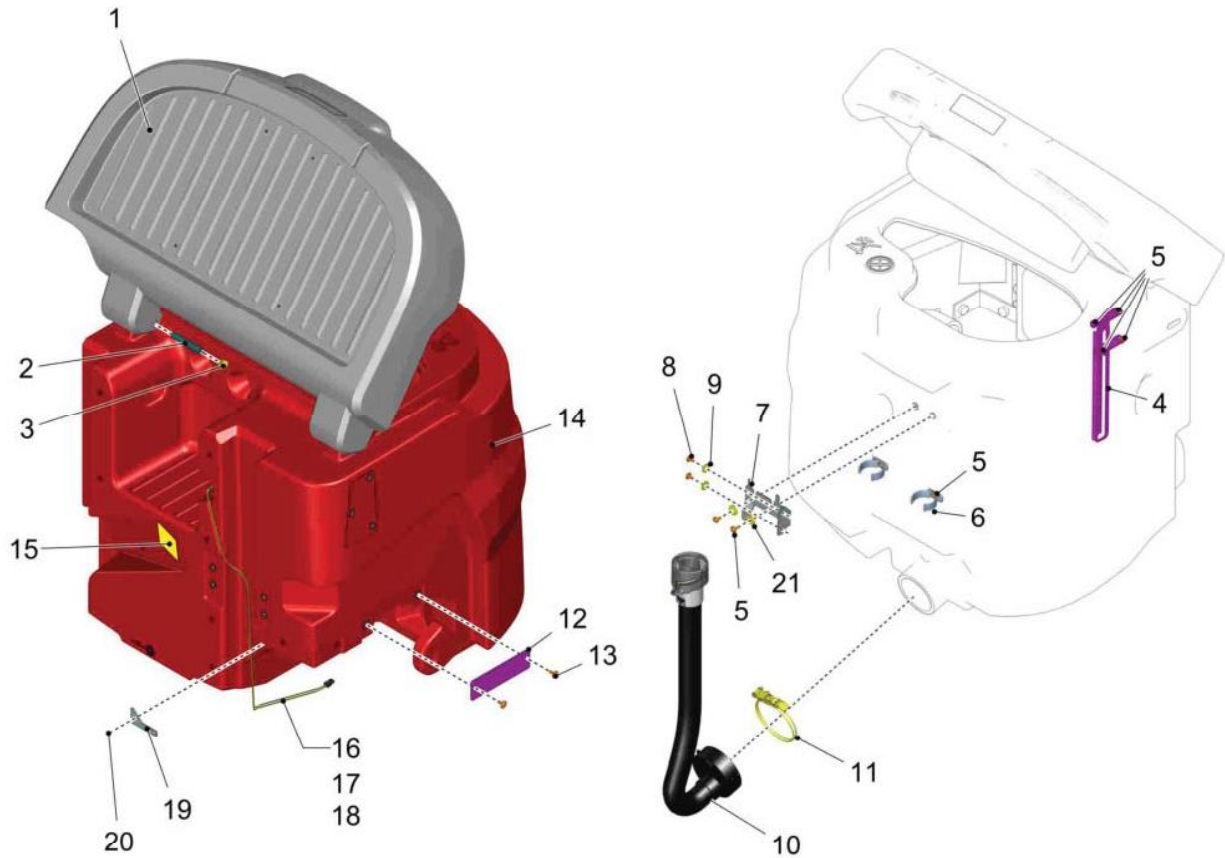
Item	Part number	Description	Qty.	Unit	Remarks
1	00142230	Cover	1		
2	00108650	Fillister-head screw	2		
3	01177960	O-Ring	1		
4	01170150	Decal SOLUTION TANK	1		
5	-	Not supplied alone!			If needed order hose compl. 01372360, please!
6	03009260	LOCTIDE sealing compound	1		

Height adjustment (97149587)



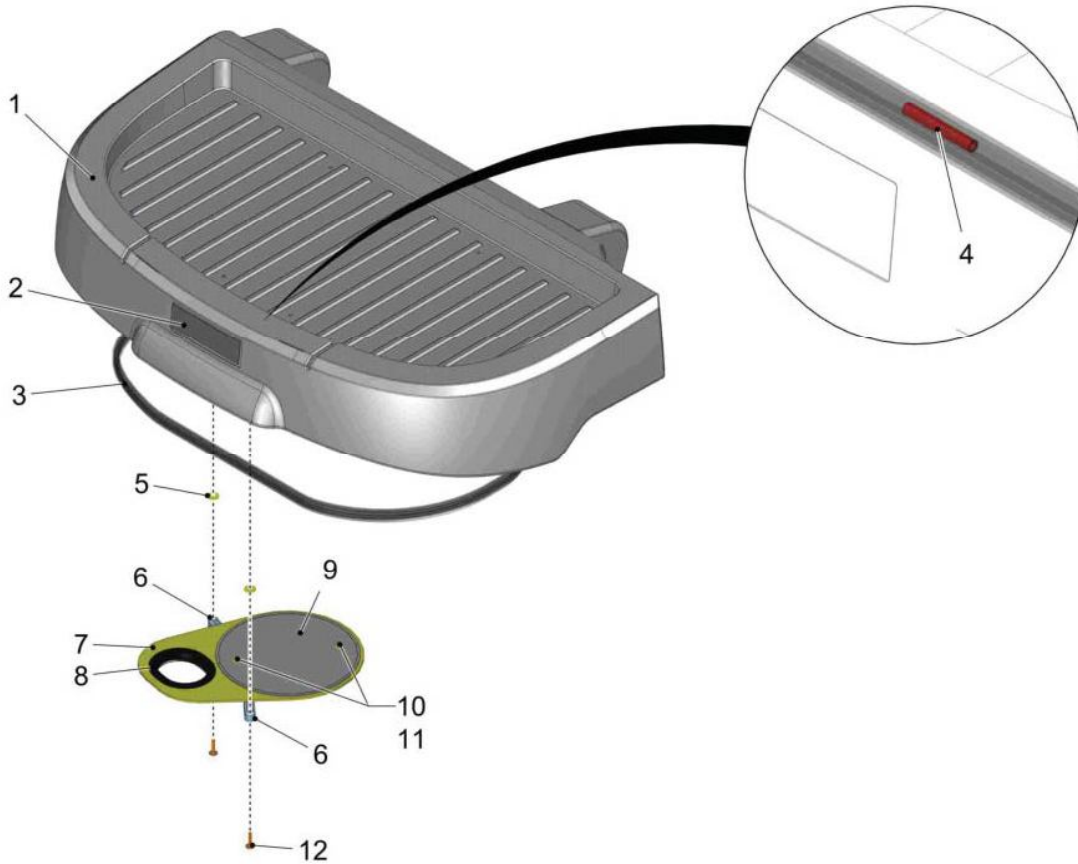
Item	Part number	Description	Qty.	Unit	Remarks
1	00137590	Hex. bolt	1		
2	01376280	plate	1		
3	00053770	Washer	1		
4	00053370	Hex. Nut	1		
5	01376990	plate	1		
6	03009260	LOCTIDE sealing compound	0,01		

Foul water tank standard red (03021570-2 7182-70)



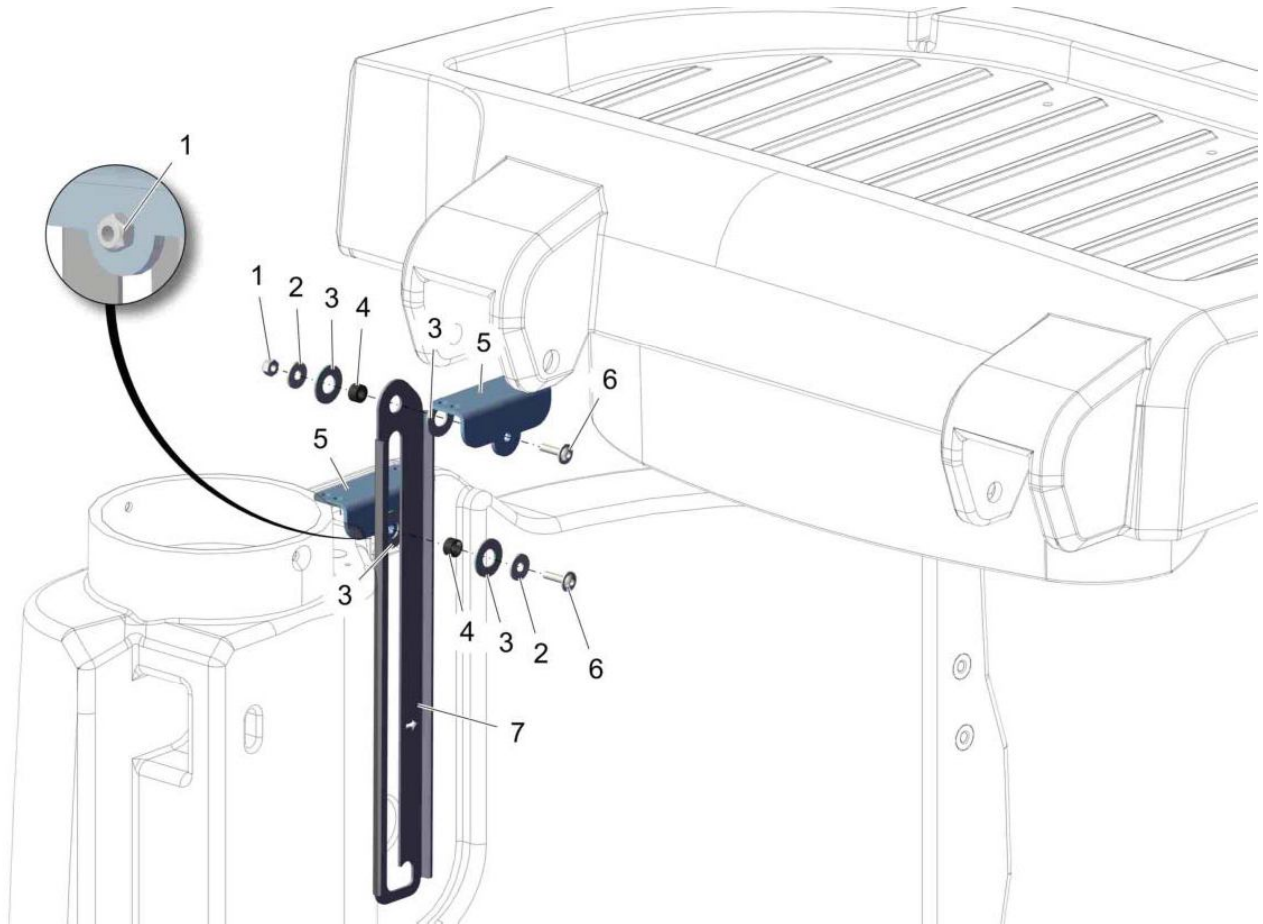
Item	Part number	Description	Qty.	Unit	Remarks
1	97151740 7182-70	Lid	1		
2	01372940	cover axle	2		
3	01136440	Sealing plug	2		
4	97139414	Cover's put-up hinge	1		
4	97159743	Cover's put-up hinge	1		
5	01000850	Lens flange screw	6		
6	01375310	clip	2		
7	01376960	connecting angle	1		
8	01006820	Lens flange screw	4		
9	00042900	Washer	2		
10	01372410	hose short	1		
11	01374000	clamping piece	1		
12	01376900	lock	1		
13	01074320	Lens flange screw	2		
14	-	Not supplied alone!	1		If needed order the complete tanks 03021570, please!
15	---	Spare part on request	1		17268541 decal
16	00959650	Float switch	1		
17	01372420	pin housing (2 pin)	1		
18	01372370	tab-cont. Mini-Fit Jr. (0,25-1,00)	2		
19	01376970	carrier	1		
20	00905520	Round head screw	4		
21	00047990	Disk wheel	2		

Lid (97151740 7182-70)



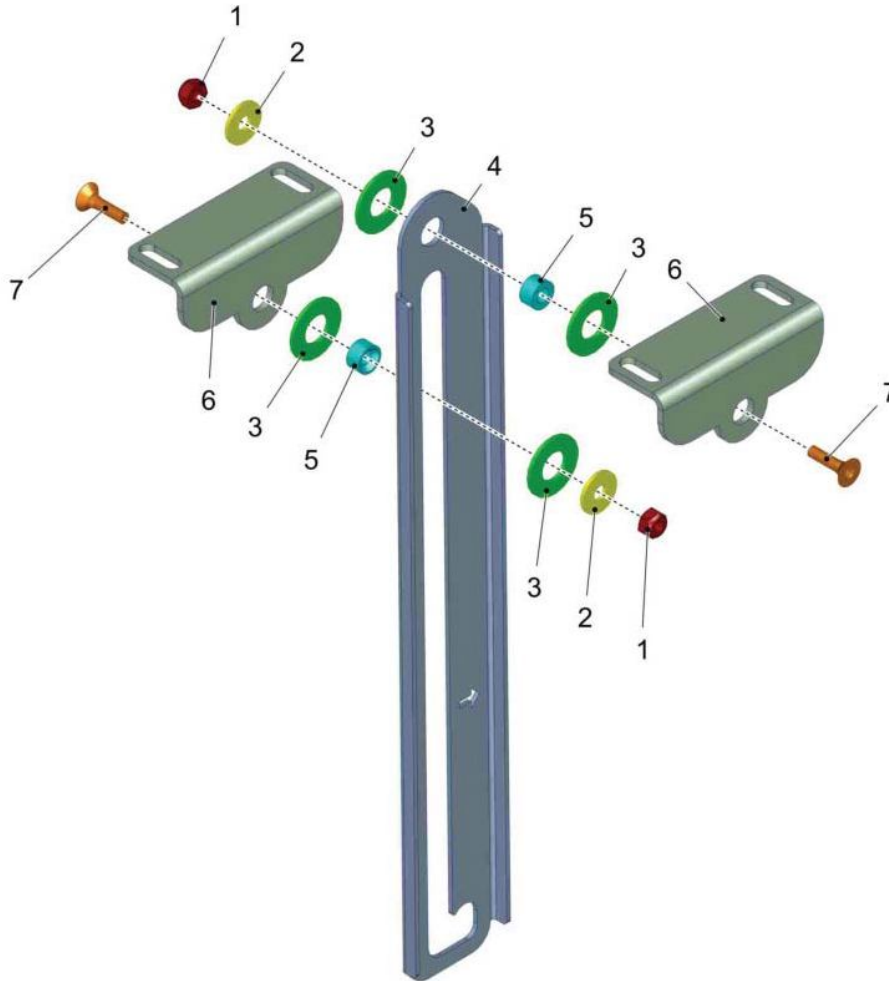
Item	Part number	Description	Qty.	Unit	Remarks
1	01377020	cover	1		
2	03021580	decal POWERBOSS	1		
3	01071770	Sealing profile	1,904		
4	01090200	Hose	0,040		
5	00854210	Washer	2		
6	00968190	Toggle	2		
7	01376490	filter carrier	1		
8	00681570	Edge protection	0,305		
9	01375490	strainer	1		
10	01076740	Rivet	2		
11	00102150	Washer	2		
12	01082530	Lens flange screw	2		

Cover's put-up hinge (97139414)



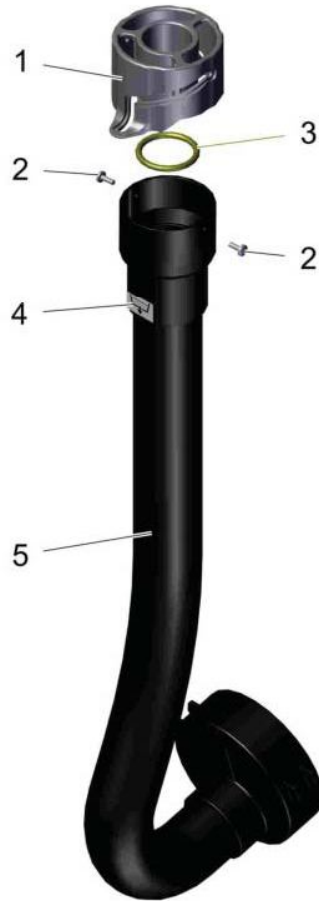
Item	Part number	Description	Qty.	Unit	Remarks
1	00102140	Hex. Nut	2		
2	00854210	Washer	2		
3	01102770	Approach disk	4		
4	01279800	bushing	2		
5	01372960	put-up hinge bearing	2		
6	01174700	Lens flange screw	2		
7	01372950	cover put-up hinge	1		

Cover's put-up hinge (97159743)



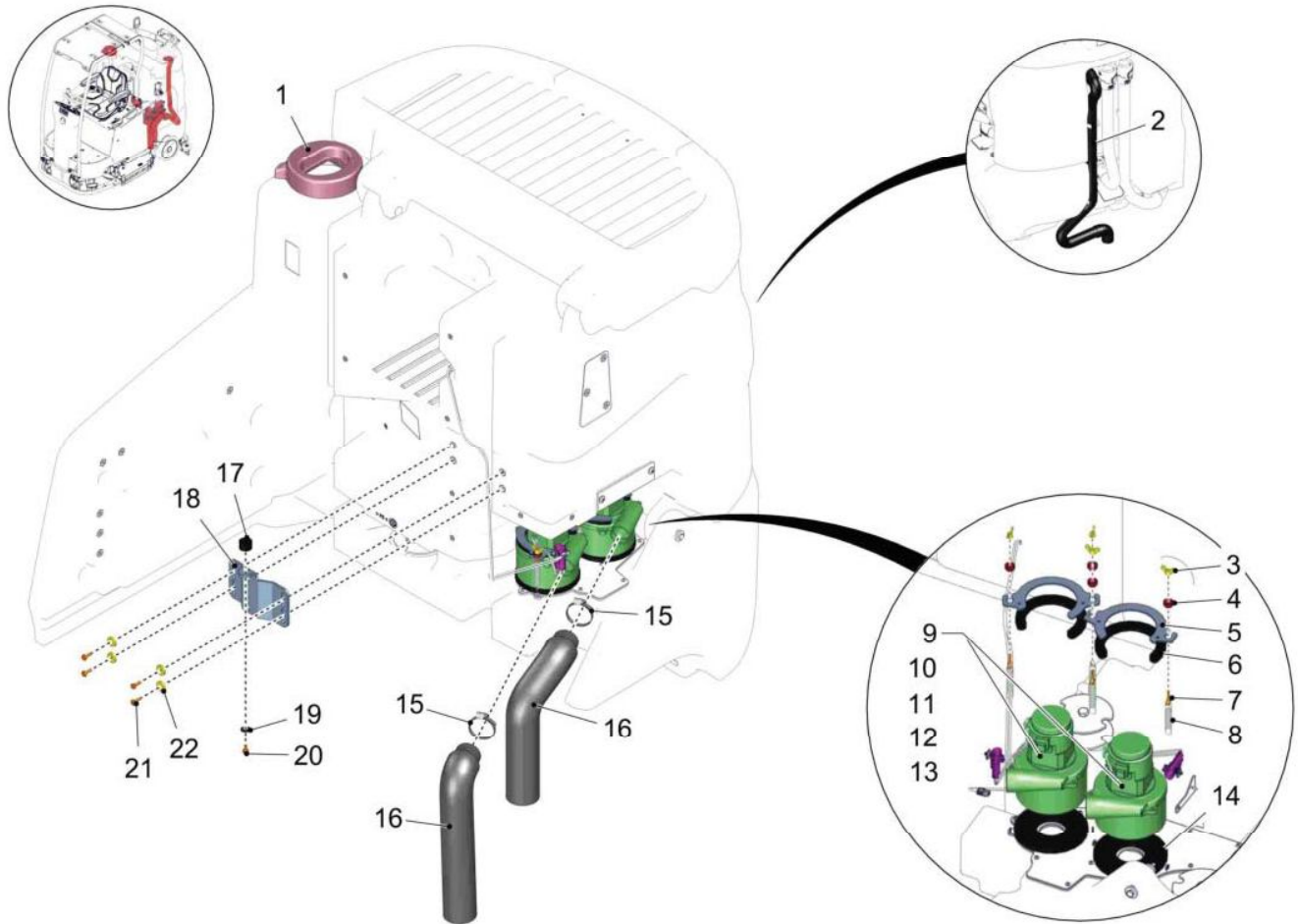
Item	Part number	Description	Qty.	Unit	Remarks
1	00102140	Hex. Nut	2		
2	00854210	Washer	2		
3	01102770	Approach disk	4		
4	01372950	cover put-up hinge	1		
5	01279800	bushing	2		
6	---	Spare part on request	2		92061068 put-up hinge bearing
7	00054720	Countersunk screw	2		

Recovery Hose (01372410)



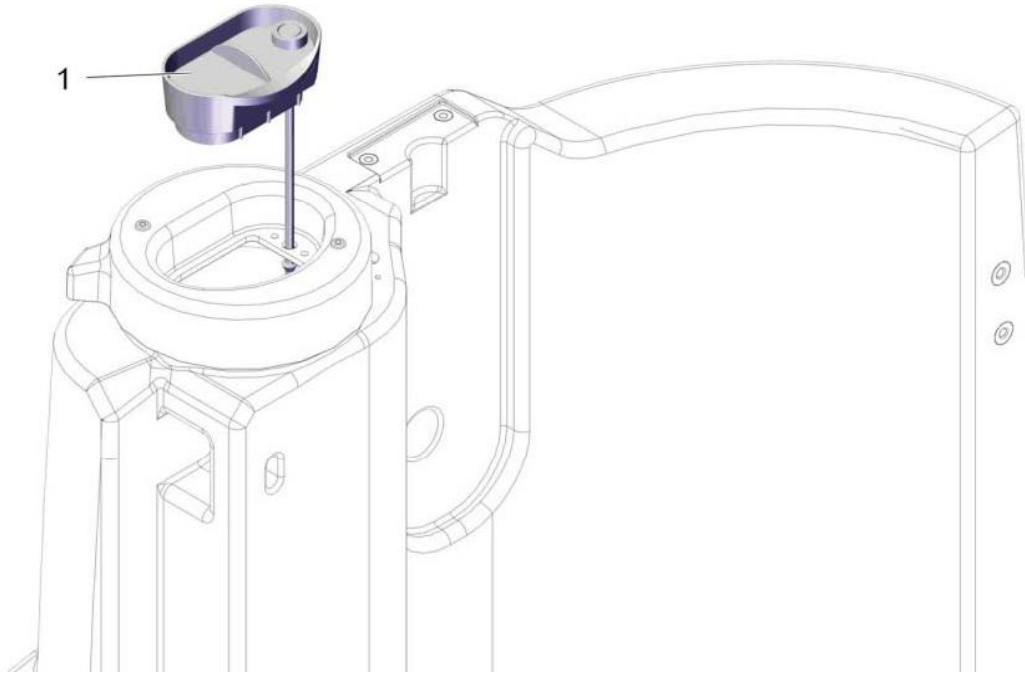
Item	Part number	Description	Qty.	Unit	Remarks
1	00142230	Cover	1		
2	00108650	Fillister-head screw	2		
3	01177960	O-Ring	1		
4	01170060	Decal FOUL WATER	1		
5	-	Not supplied alone!			If needed order hose compl. 01372410, please!

Suction units - suction hose - tank attachments (97154165)



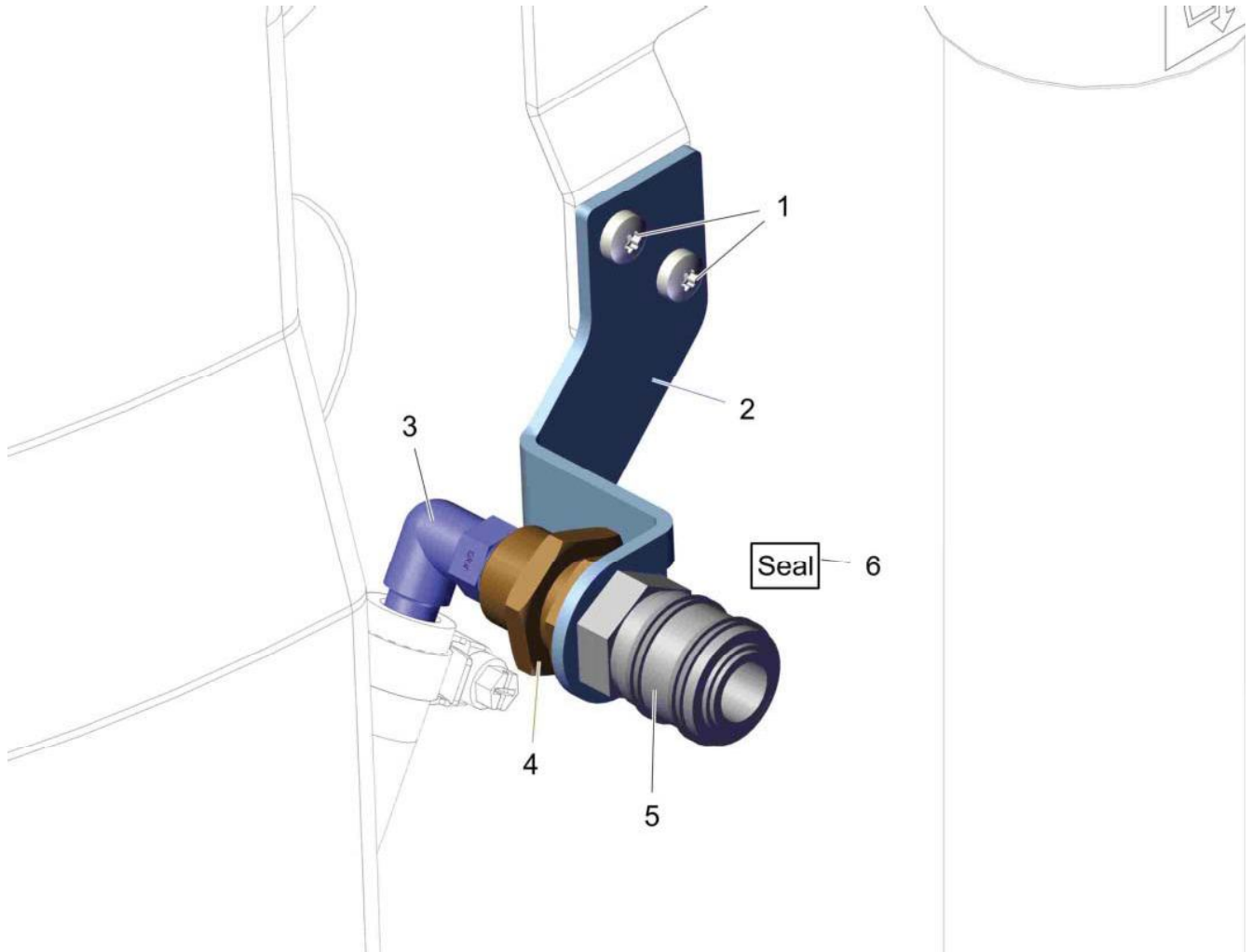
Item	Part number	Description	Qty.	Unit	Remarks
1	01372190	cover	1		
2	01371890	suction hose	1		
3	00054020	Wing nut	4		
4	00903210	Knurled nut	4		
5	01372880	clamping sheet metal	2		
6	01071550	Seal	2		
7	00508770	Eye bolt	4		
8	00109410	Tension spring	4		
9	01372140	suction turbine	2		
9	01381950	carbon brush	2		
10	01092490	Single seal	2		
11	01092500	Flat connector	2		
12	01092510	Connector housing	1		
13	01278080	Mounting clip	1		
14	01371800	sealing ring	2		
15	00732130	Hose clamp	2		
16	00471570	Hose	2		
17	00733560	Rubber-metal buffer	1		
18	01373070	seat bearing	1		
19	00740080	Washer	1		
20	00053080	Hexagon screw	1		
21	00053090	Hexagon screw	4		
22	00047990	Disk wheel	4		

Fresh water cap (variant without automatic filling unit) (97143937)



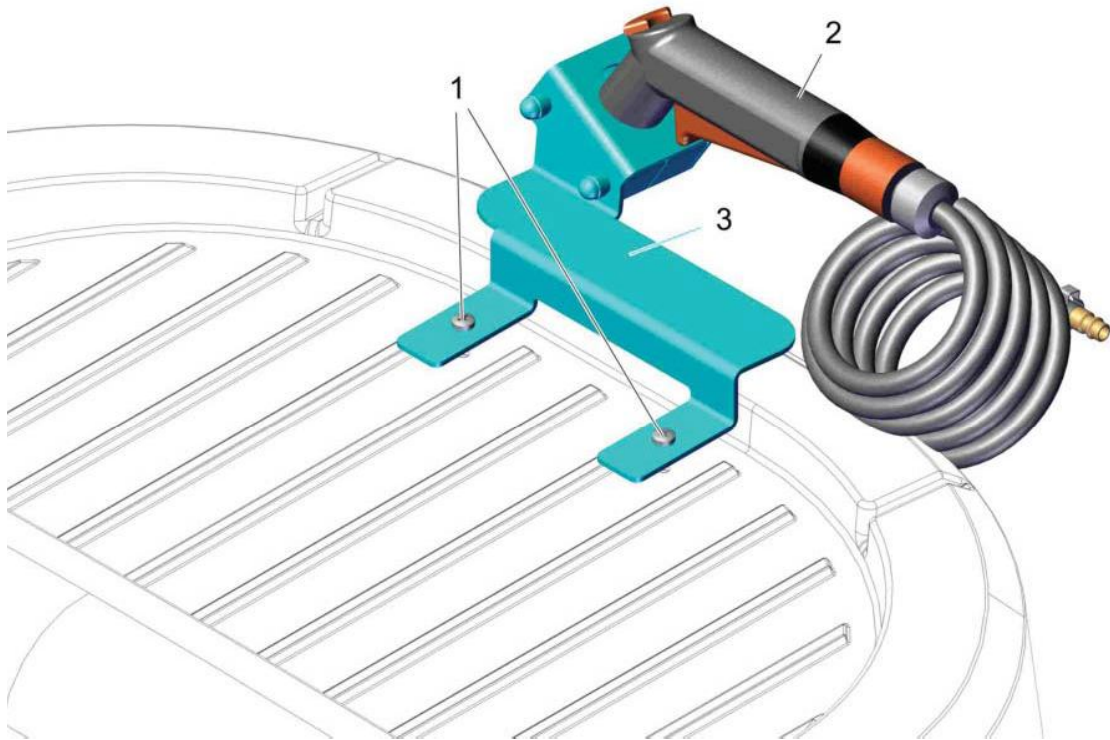
Item	Part number	Description	Qty.	Unit	Remarks
1	01173540	Fresh water cap	1		

Preliminary parts for spraying tools at tank (97150296)



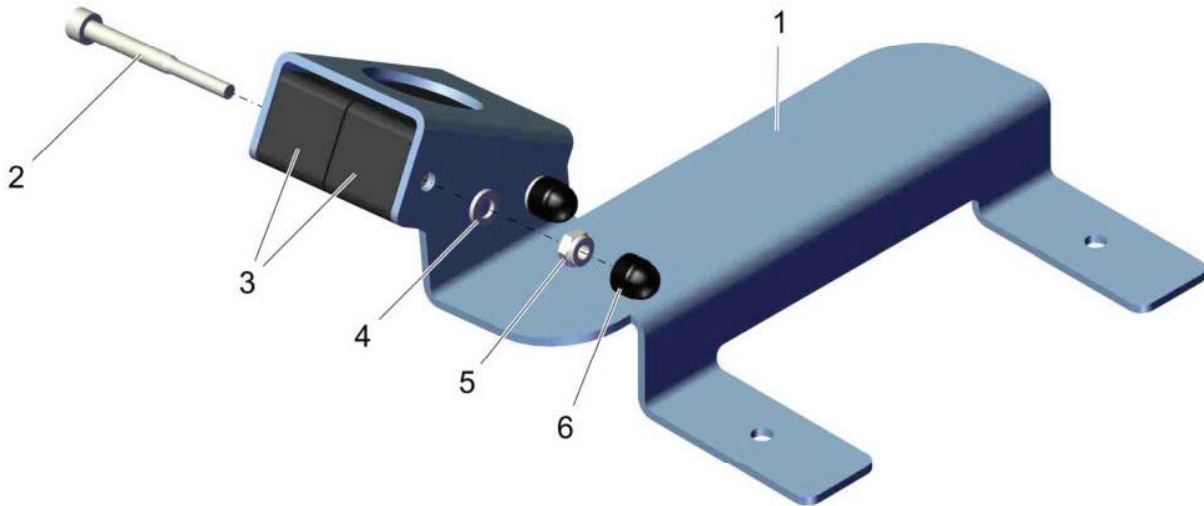
Item	Part number	Description	Qty.	Unit	Remarks
1	00959220	Screw	2		
2	01373100	connecting angle	1		
3	01090430	Screwed angle fitting	1		
4	01016090	Bulkhead union	1		
5	00552590	Quick hitch	1		
6	03007630	Sealing band (spool with 12m)	0,070		

Spraying nozzle (97142384)



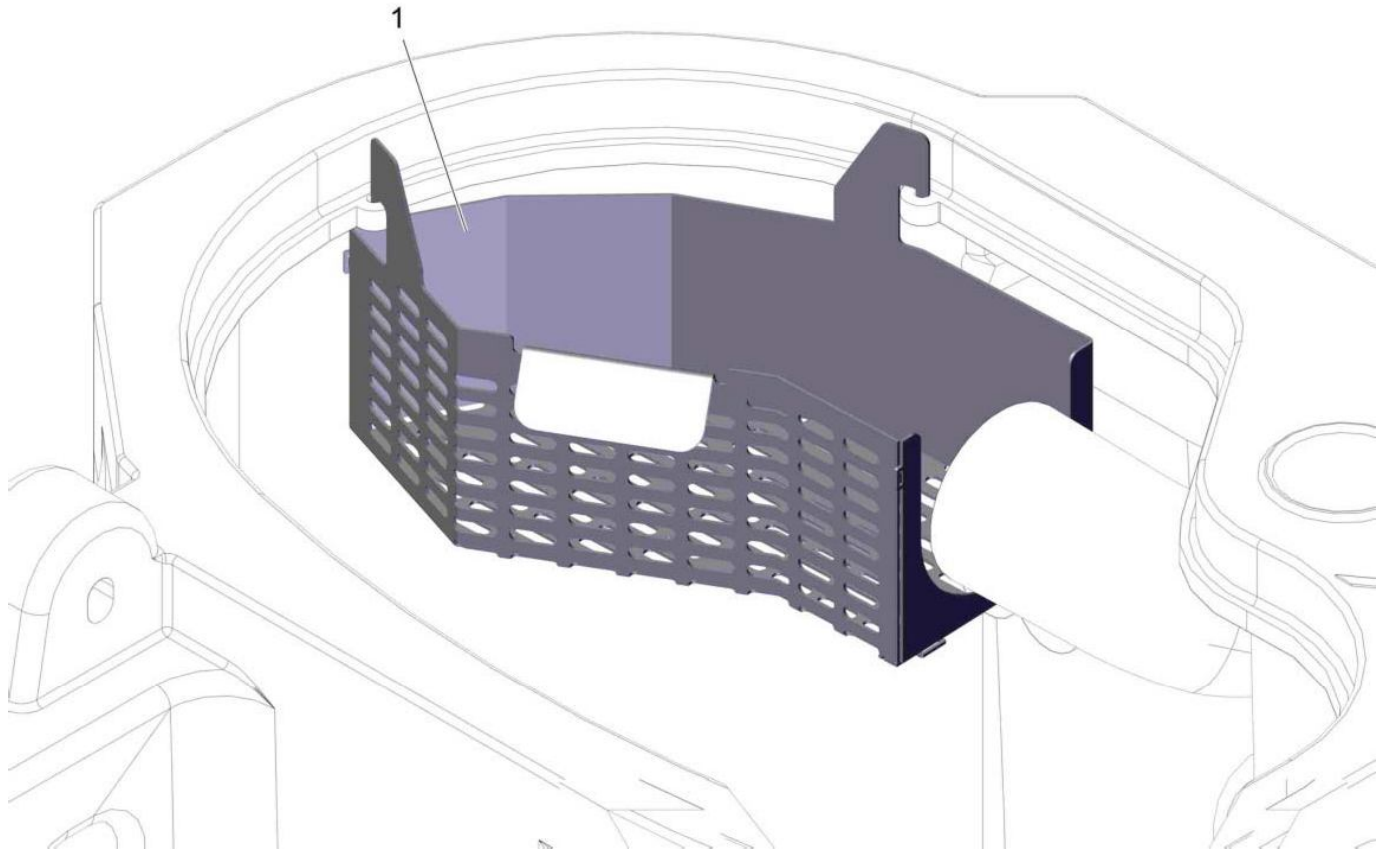
Item	Part number	Description	Qty.	Unit	Remarks
1	00873910	Truss head screw	2		
2	01372240	spray pistol with hose	1		
3	97147334	Retainer spraying nozzle	1		

Retainer spraying nozzle(97147334)



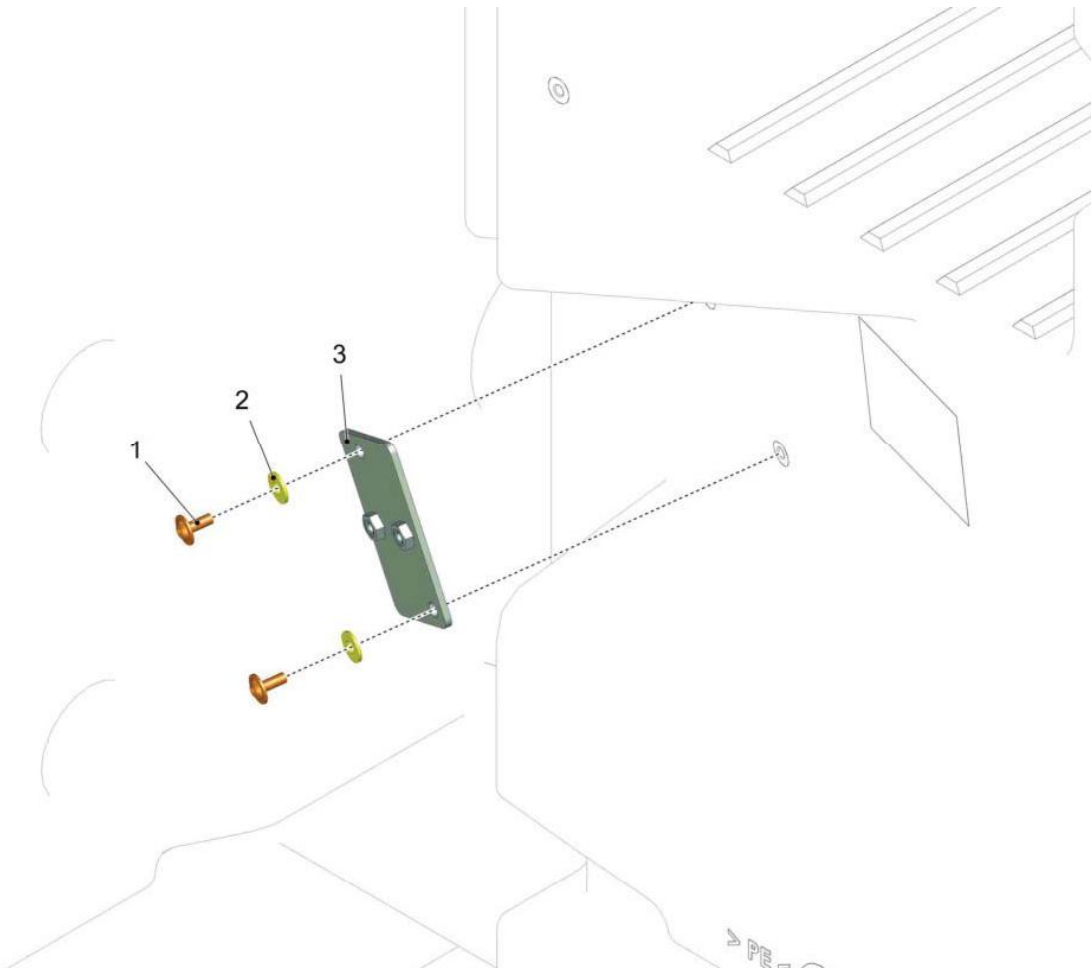
Item	Part number	Description	Qty.	Unit	Remarks
1	01373710	retainer	1		
2	01271540	Socket head screw	2		
3	01477410	pair of clamping	1		
4	00053730	Washer	2		
5	00051520	Hex. Nut	2		
6	00525910	Lens cap	2		

Rough mud strainer (97143929)



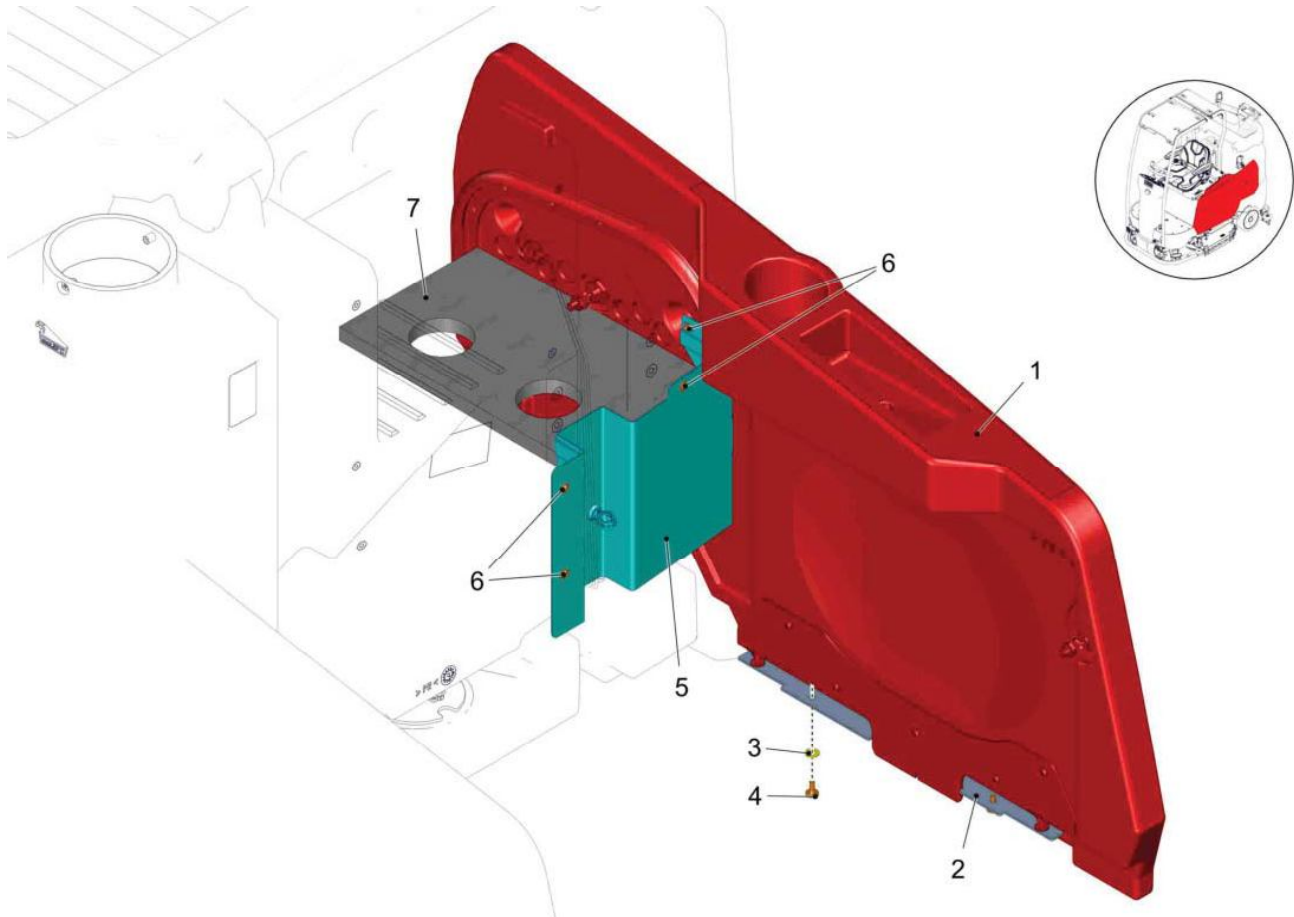
Item	Part number	Description	Qty.	Unit	Remarks
1	---	Spare part on request	1		96162896 rough mud strainer

Retaining of battery plug (97160568)



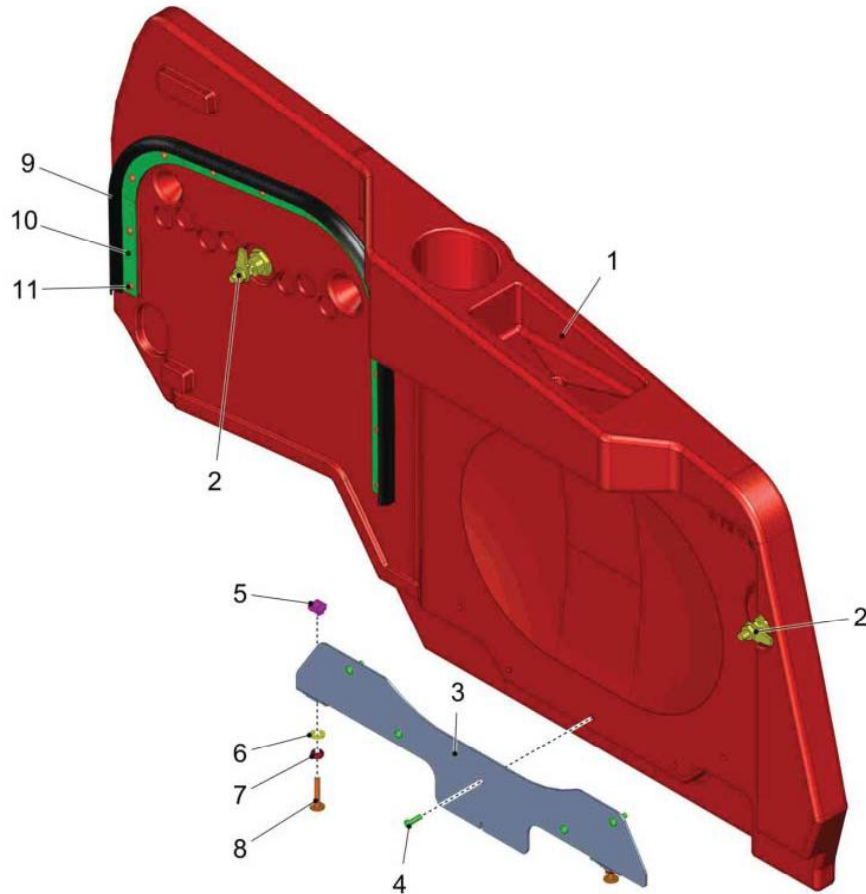
Item	Part number	Description	Qty.	Unit	Remarks
1	01000850	Lens flange screw	2		
2	00730940	Detent edged washer	2		
3	01376620	adapter plate	1		

Side covering L.H. - separating panel (97151013)



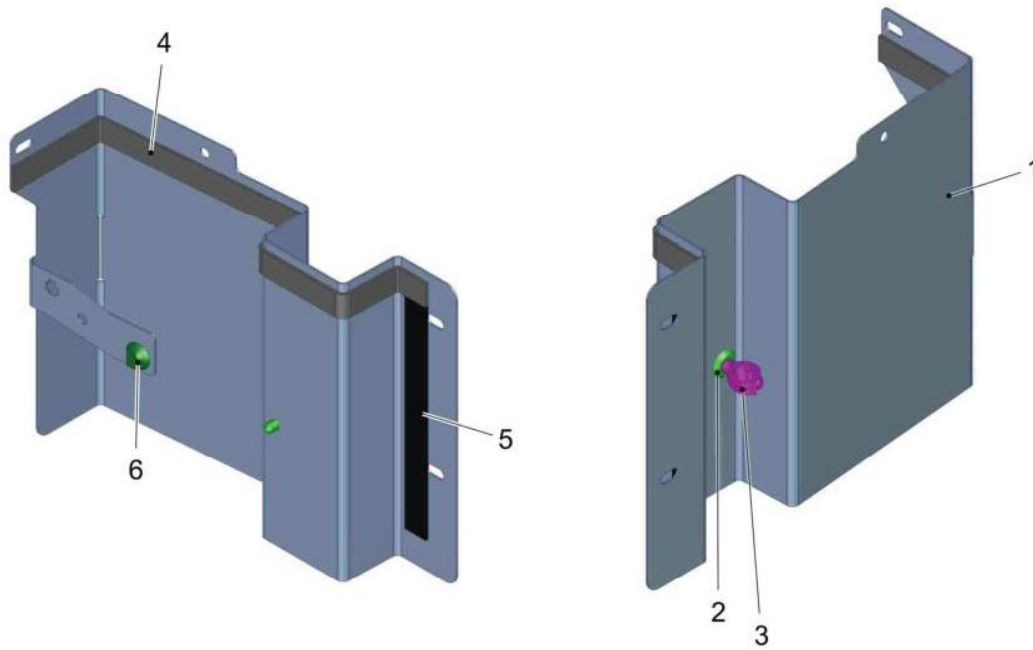
Item	Part number	Description	Qty.	Unit	Remarks
1	97146286	Side covering	1		
2	01376220	sheet metal	1		
3	00740090	Detent edged washer	2		
4	01272710	Lens head screw	2		
5	97159875	Separating plate	1		
6	01072520	Lens flange screw	4		
7	01376250	sealing plate	1		

Side covering (97146286)



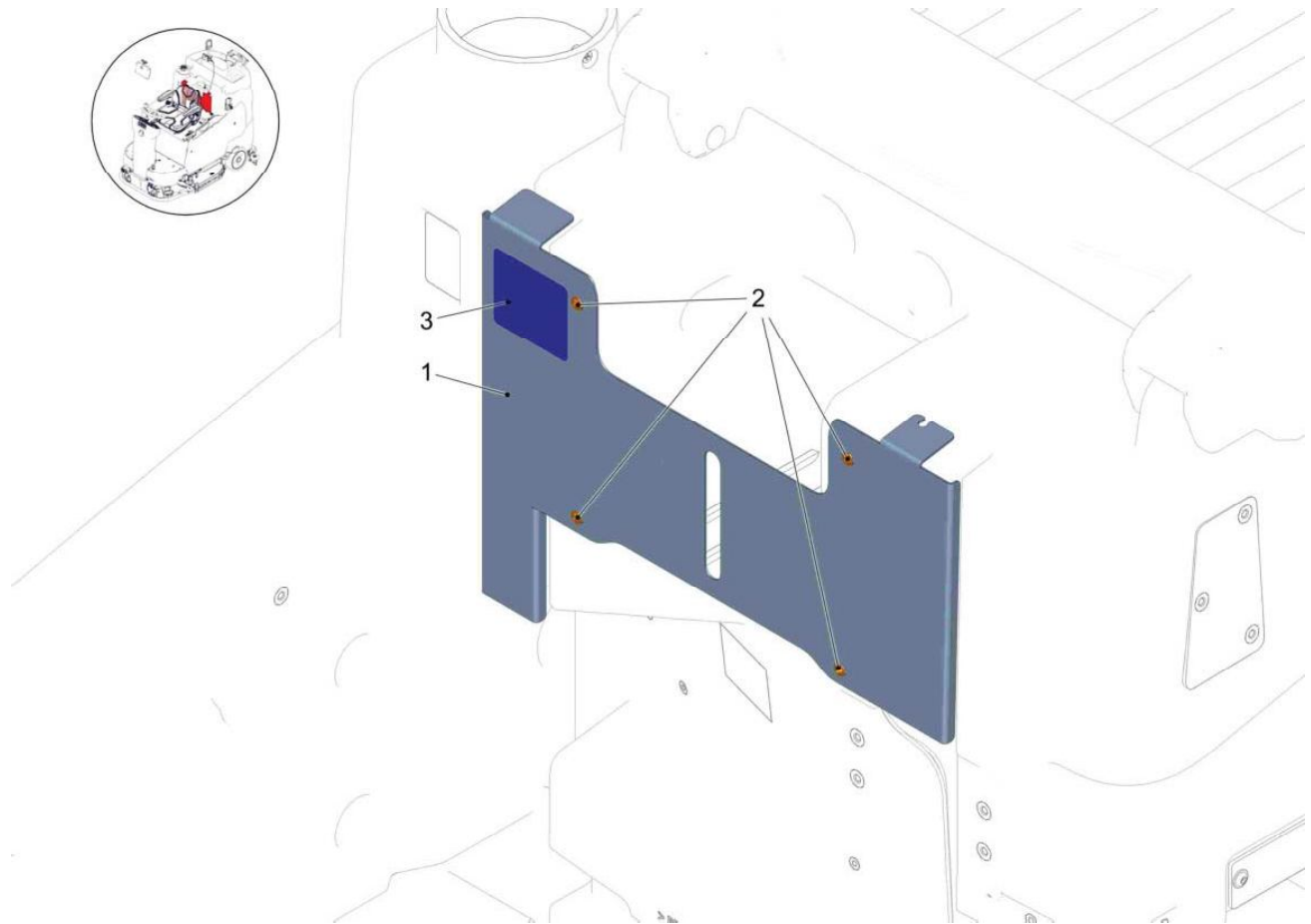
Item	Part number	Description	Qty.	Unit	Remarks
1	03021490	side covering	1		
2	00975120	Bolt lock	2		
3	01376060	centering	1		
4	01074430	Screw	5		
5	01154830	Cage nut	2		
6	00740090	Detent edged washer	2		
7	00053350	Hex. Nut	2		
8	01134740	Filister head flange screw	2		
9	---	Spare part on request	0,950		25583279 sealing profile
10	01376230	support	1		
11	00905520	Round head screw	12		

Separating plate (97159875)



Item	Part number	Description	Qty.	Unit	Remarks
1	01376030	covering	1		
2	01370240	mounting feet	1		
3	01370250	retainer	1		
4	01031000	Sealing tape	0,470		
5	01031000	Sealing tape	0,223		
6	01278080	Mounting clip	1		

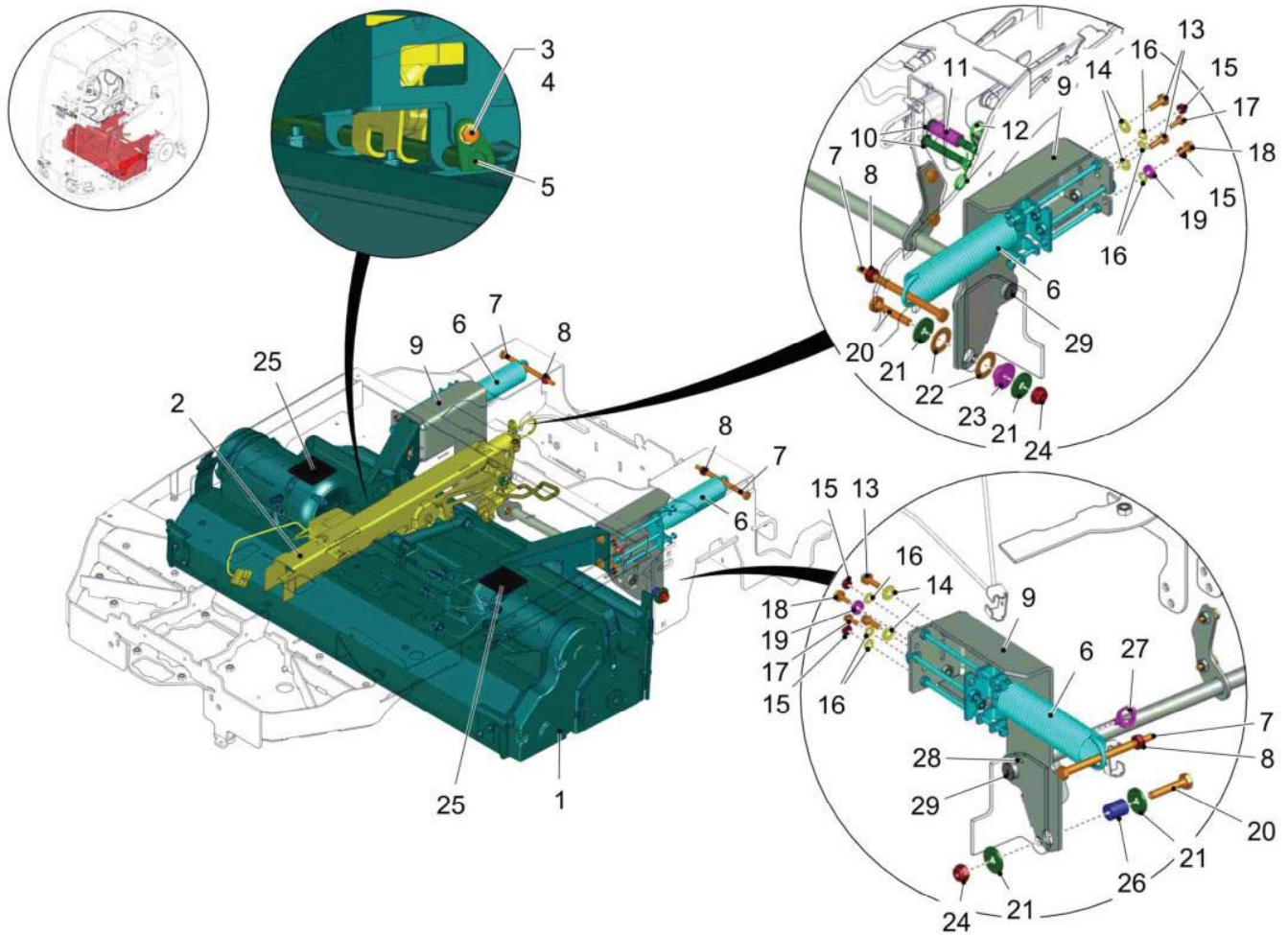
Cover (variant without driver canopy) (97151021 7182-12)



Item	Part number	Description	Qty.	Unit	Remarks
1	01375980	cover	1		
2	01072520	Lens flange screw	4		
3	---	Spare part on request	1		17248162 decal AGR-certificate SCM B260 R,EN; for Scrubmaster B260 R; pos. at inner roof

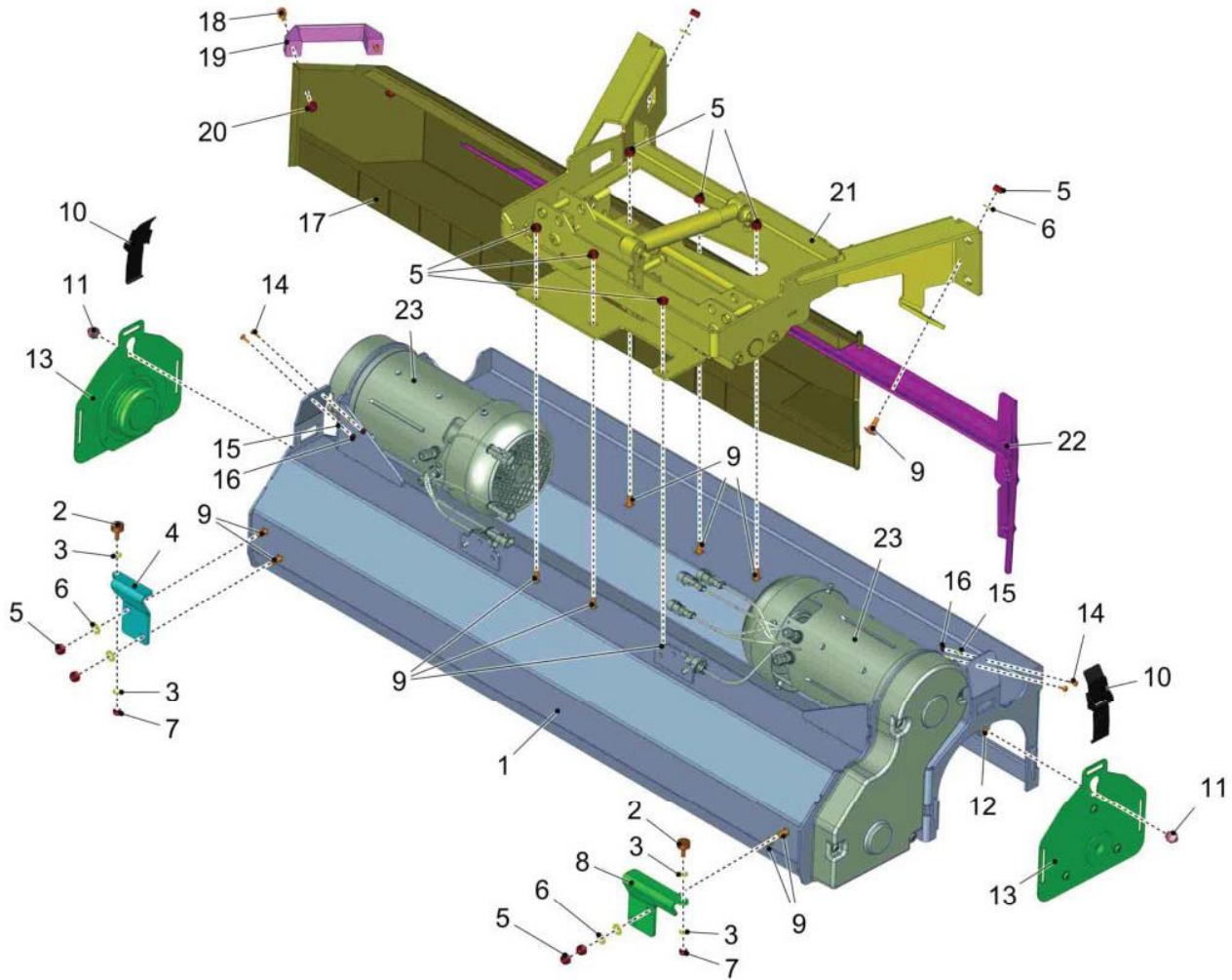
Working tools (97145619 7182-72)

Cylindrical brush head 1080 (97141261)



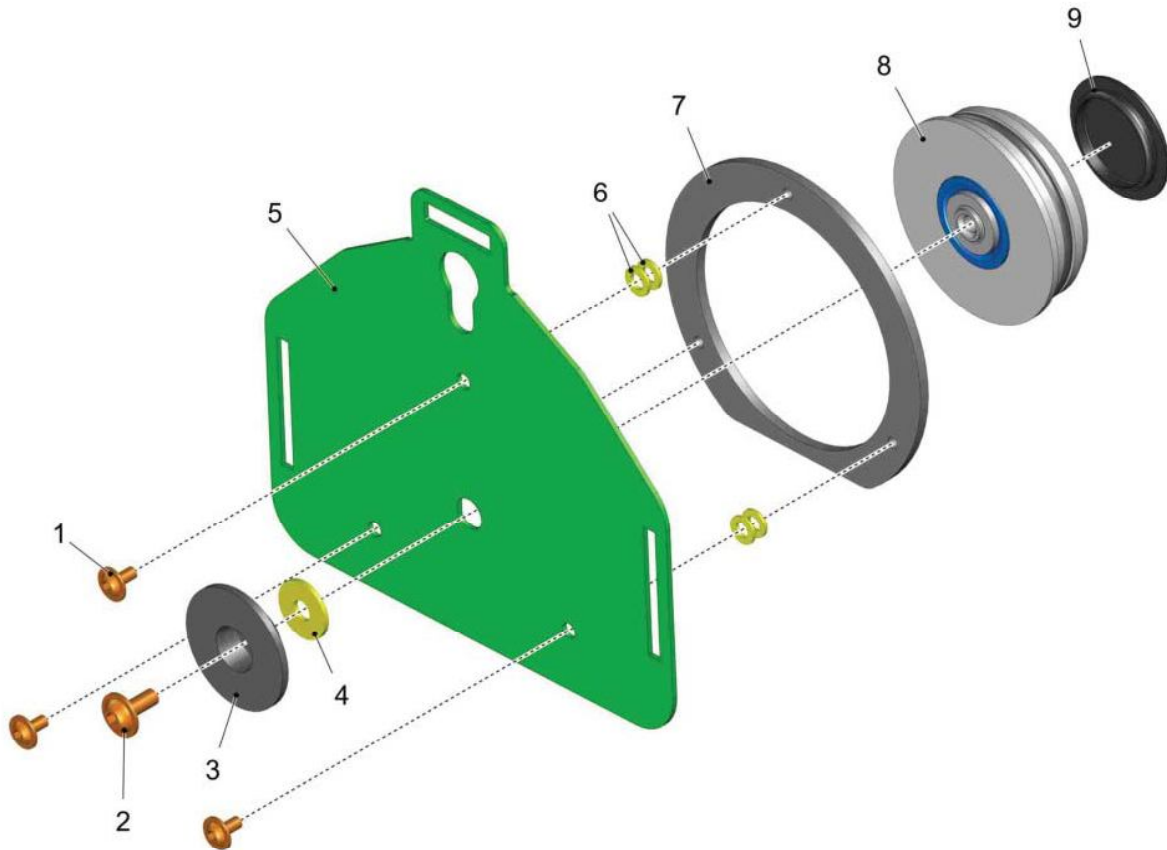
Item	Part number	Description	Qty.	Unit	Remarks
1	97155840	Cylindrical brush head 1080	1		
2	97153696	Lifting cylindrical brush head	1		
3	00053010	Hex.bolt	1		
4	00740280	Washer	1		
5	01376720	bolt	1		
6	97158372	Release spring	1		
7	00120940	Hex.bolt	2		
8	00051490	Hex. Nut	2		
9	03022590	rocker lower	1		
10	00879630	Bolt	2		
11	00200170	PVC hose	0,050		
12	00744820	Cotter pin	2		
13	00053310	Hexagon screw	6		
14	00740290	Detent edged washer	6		
15	00053350	Hex. Nut	4		
16	00740310	Washer	6		
17	00053090	Hexagon screw	2		
18	00109720	Screw	2		
19	00695300	Washer	2		
20	01111790	Hexagon screw	2		
21	01495650	Washer	4		
22	01499130	starting disc	2		
23	01376470	bushing	1		
24	01102650	Hex. Nut	2		
25	01375320	buffer	2		
26	01376550	bushing	1		
27	01476570	retainer Ø20	1		
28	01370240	mounting feet	1		
29	00904080	Drain plug	2		

Cylindrical brush head 1080 (97155840)



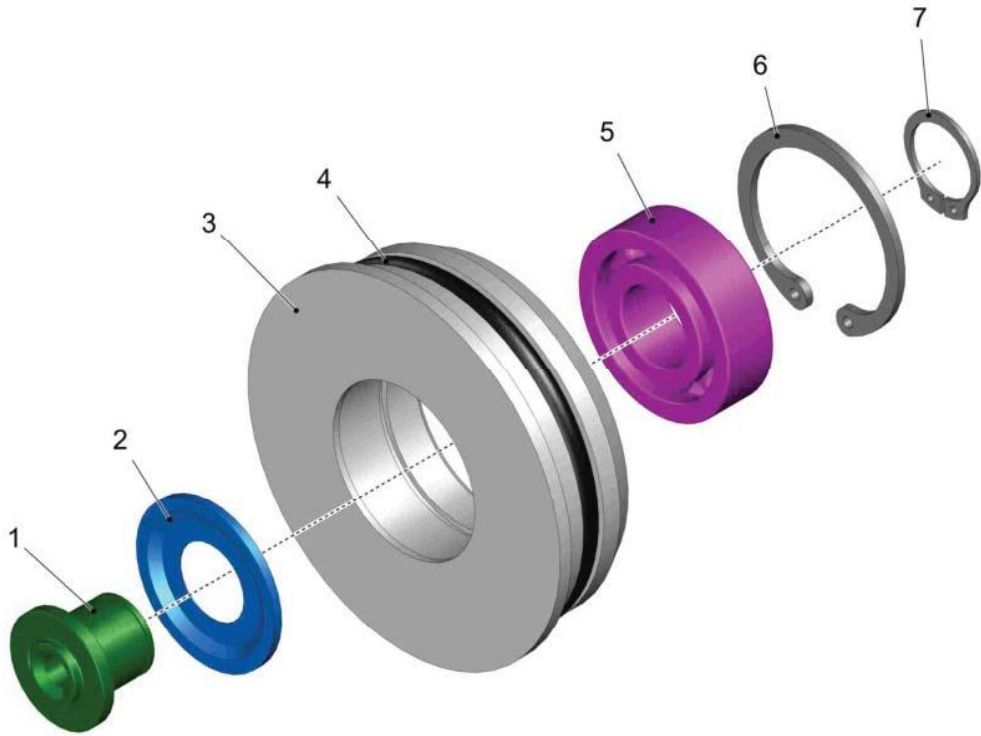
Item	Part number	Description	Qty.	Unit	Remarks
1	03022680	housing	1		
2	00127470	Buffer	2		
3	00102150	Washer	4		
4	01377520	driver R.H.	1		
5	00101540	Hex. Nut	12		
6	00101550	Washer	6		
7	00102140	Hex. Nut	2		
8	01377670	driver L.H.	1		
9	01377620	round head screw	12		
10	01377350	catch	2		
11	01377540	bolt	2		
12	01072520	Lens flange screw	2		
13	97155865	Side cover, cpl.	1		
14	00052620	Fillister-head screw	4		
15	00053710	Washer	4		
16	00133830	Hex. Nut	4		
17	01377760	litter hopper	1		
18	01170830	Socket head screw	2		
19	01102910	Grasp	1		
20	00101540	Hex. Nut	2		
21	97144349	Rocker with connection	1		
22	97153639	Guide	1		
23	97155840-1	Motors - drive - cylindrical brushes	1		

Side cover, cpl. (97155865)



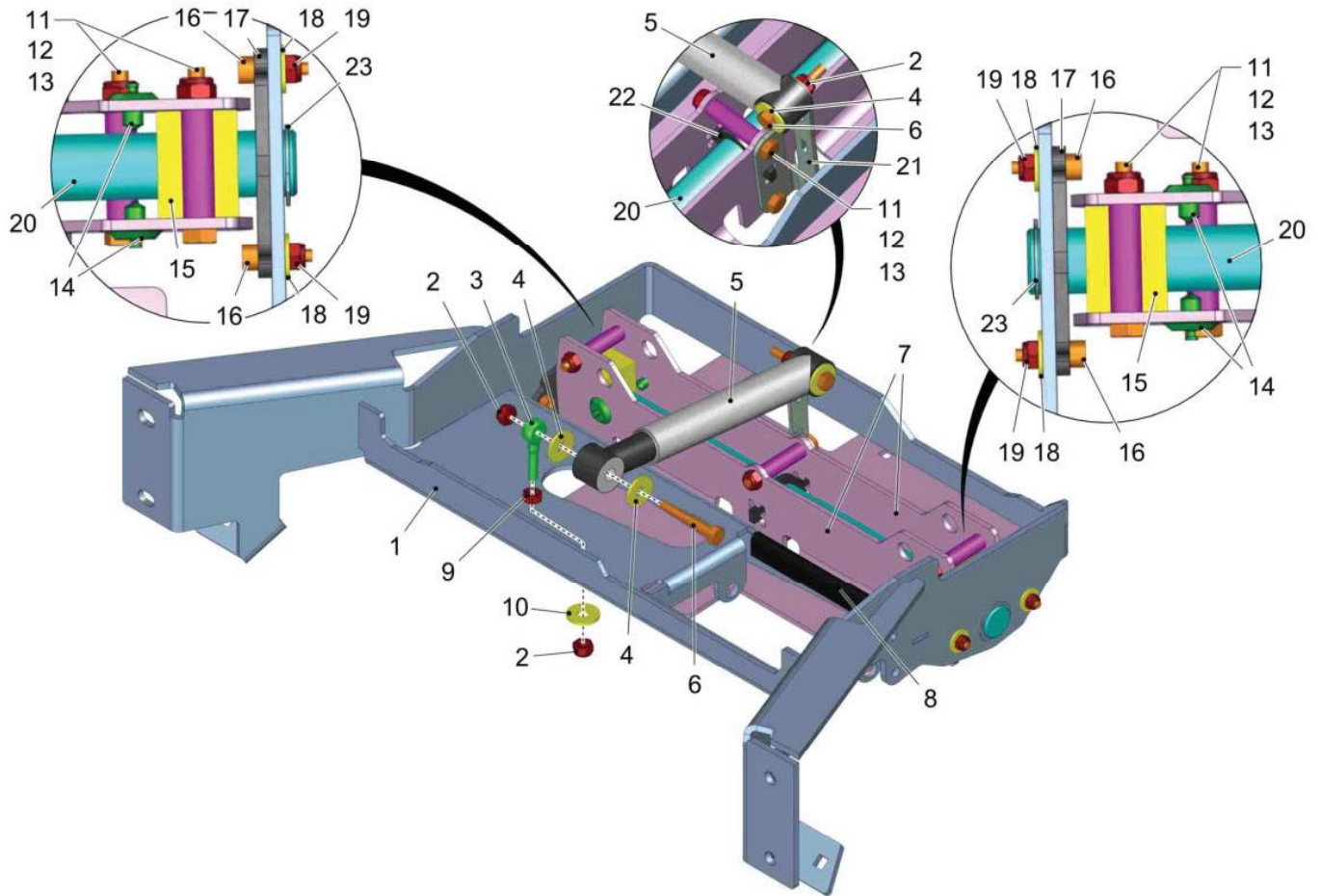
Item	Part number	Description	Qty.	Unit	Remarks
1	01072520	Lens flange screw	3		
2	01074320	Lens flange screw	1		
3	01377650	handle	1		
4	00902280	Washer	1		
5	01377570	side cover	1		
6	00102150	Washer	6		
7	01377680	protecting ring	1		
8	97145999	Counter bearing	1		
9	01113940	Sealing plug	1		

Counter bearing (97145999)



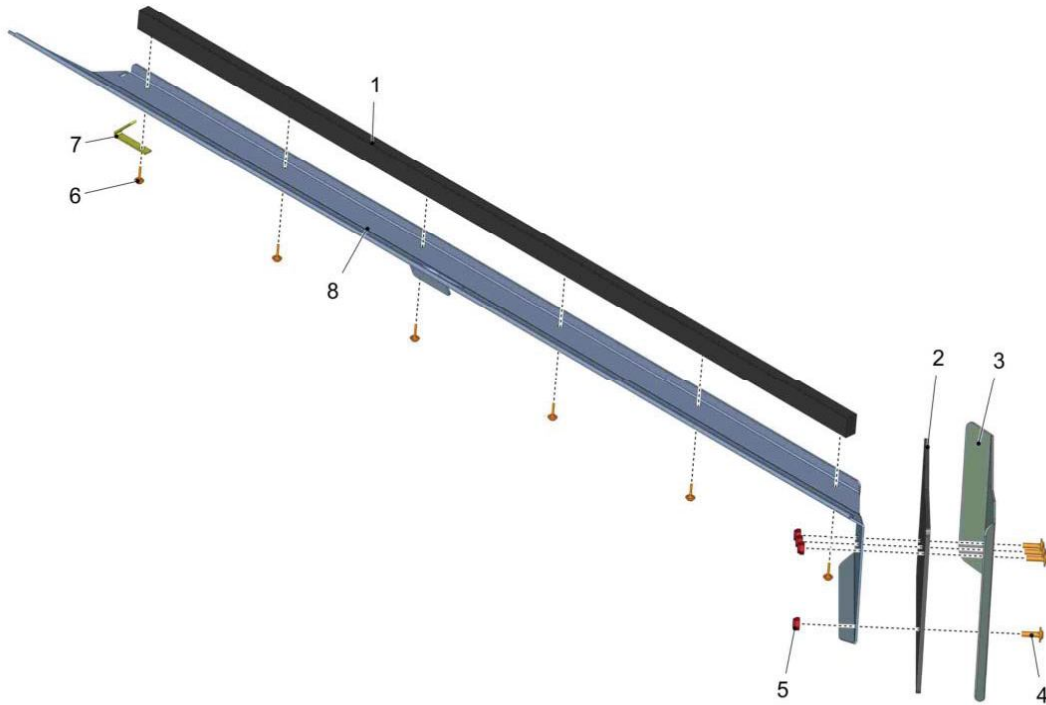
Item	Part number	Description	Qty.	Unit	Remarks
1	01178500	Bearing pin	1		
2	01071860	Ring	1		
3	01377690	counter bearing	1		
4	01377460	O-ring	1		
5	00705410	Deep groove ball bearing	1		
6	00133100	Retaining ring	1		
7	00022230	Retaining ring	1		

Rocker with connection (97144349)



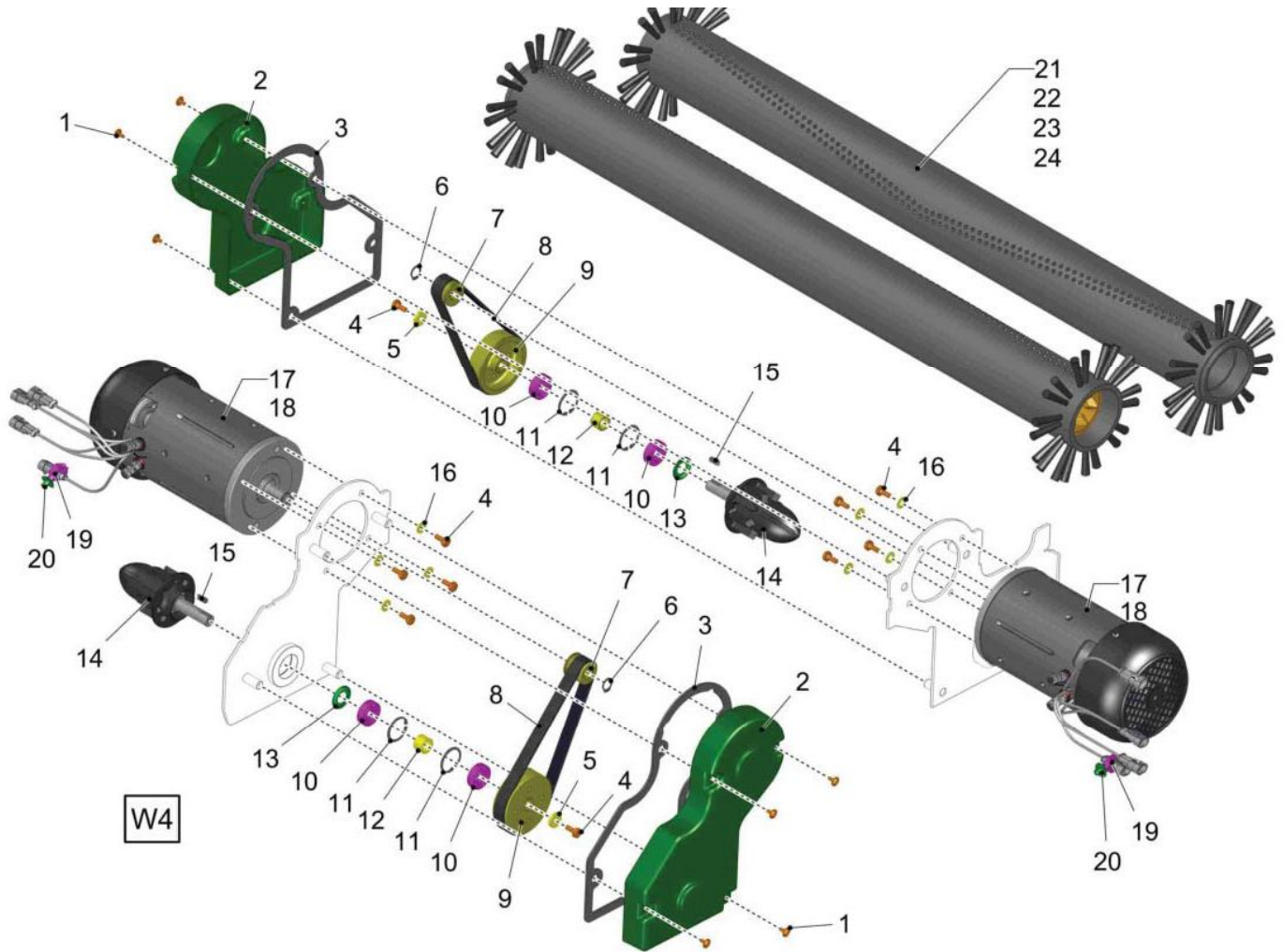
Item	Part number	Description	Qty.	Unit	Remarks
1	03023060	rocker upper	1		
2	00051510	Hex. Nut	3		
3	00735690	Eye bolt	1		
4	00902280	Washer	3		
5	01377390	damper	1		
6	00138180	Hex.bolt	2		
7	01377730	slide plate	2		
8	00161240	Edge protection	0,150		
9	00053350	Hex. Nut	1		
10	00042900	Washer	1		
11	00101540	Hex. Nut	6		
12	01376450	bushing	6		
13	01376790	hexagon screw	6		
14	01370240	mounting feet	4		
15	01376410	link block	2		
16	00022190	Cylinder head screw	4		
17	01375480	stop rubber	2		
18	00135120	Washer	4		
19	00051520	Hex. Nut	4		
20	01377740	axle	1		
21	01377750	damper bearing	1		
22	01375620	ring	1		
23	01376800	circlip	2		

Guide (97153639)



Item	Part number	Description	Qty.	Unit	Remarks
1	01377560	slide bar	1		
2	01377580	side gasket	1		
3	01377770	side wall	1		
4	01017640	Lens flange screw	4		
5	00051520	Hex. Nut	4		
6	01078860	Screw	6		
7	01377640	angle plate	1		
8	01377780	guide profile	1		

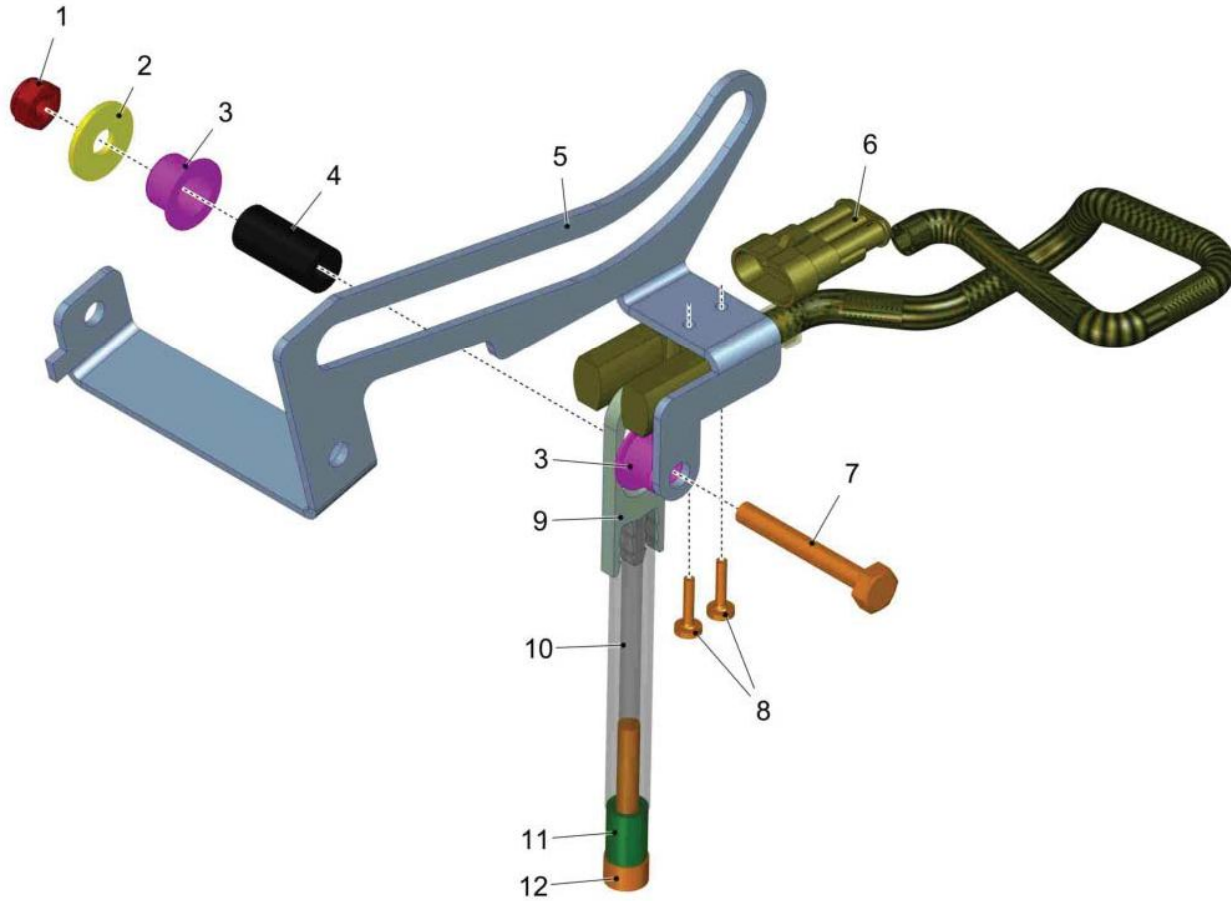
Motors - drive - cylindrical brushes (97155840-1)



Item	Part number	Description	Qty.	Unit	Remarks
1	01072520	Lens flange screw	8		
2	01377490	belt covering	2		
3	01377550	gasket	2		
4	00053080	Hexagon screw	10		
5	00695300	Washer	2		
6	00101450	Retaining ring	2		
7	01377300	V-ribbed pulley	2		
8	01377270	V-ribbed belt	2		
9	01377410	V-ribbed pulley	2		
10	00106300	Deep groove ball bearing	4		
11	00101660	Retaining ring	4		
12	01377630	bushing	2		
13	00102410	Ring	2		
14	01130920	Drag element	2		
15	01072580	Feather key	2		
16	00740310	Washer	8		
17	01375870	motor	2		
18	01376140	carbon brush	8		
19	01476570	retainer Ø20	2		
20	01370240	mounting feet	2		
21	99789410	Set cylindrical brushes 1080 PA6-0,8	1		Degree of soiling light to medium
22	99789440	Set cylindrical brushes 1080 5-Comp.	1		Specially for use on structured car park floors
23	99789430	Set cylindrical brushes 1080 PA6.12 K320	1		Degree of soiling medium to heavy, structured flooring
24	99789420	Set cylindrical brushes 1080 PA6.12 K180	1		Very heavy soiling and basic cleaning
W4	03023070	wiring harness W4	1		

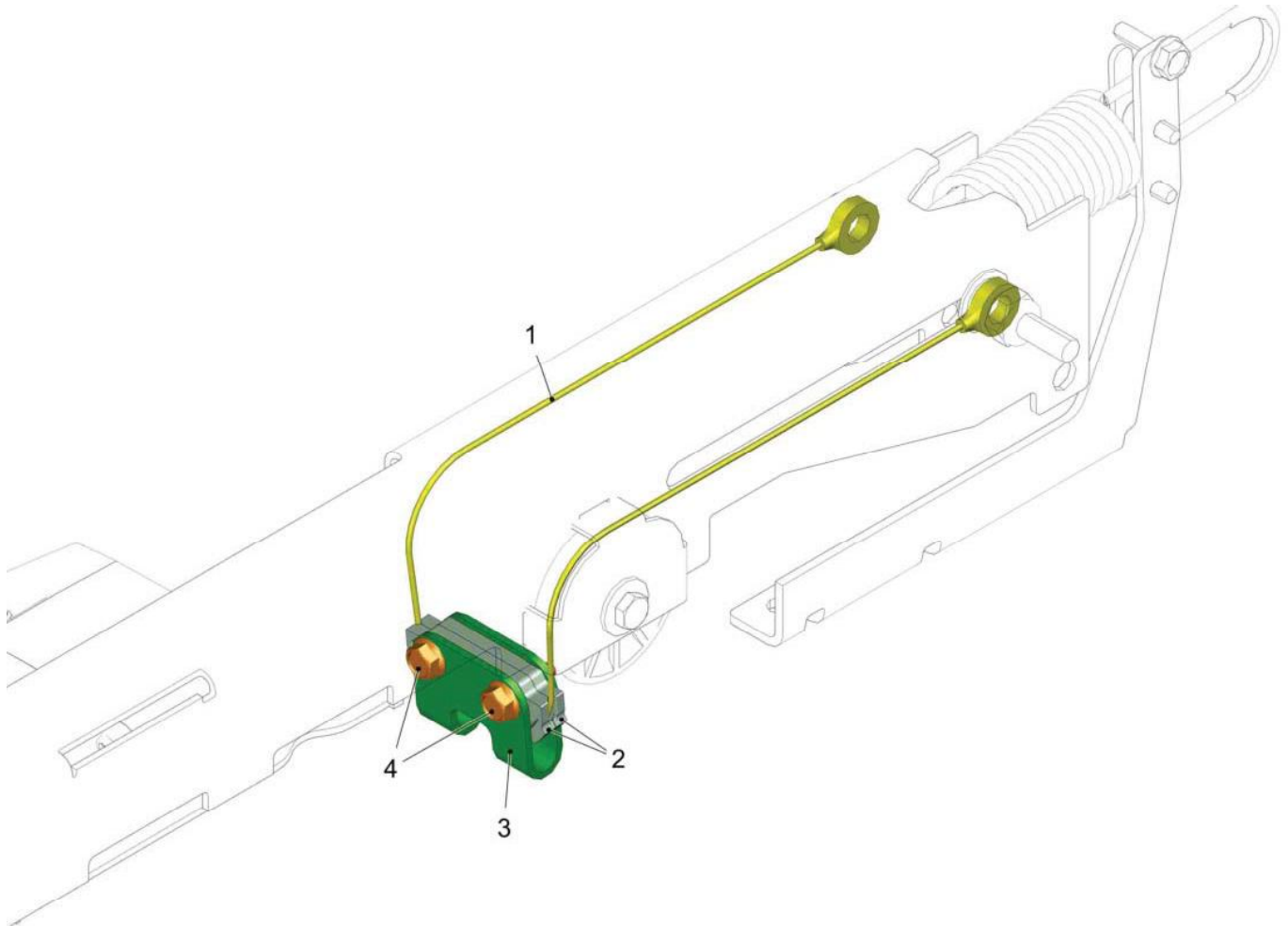
Item	Part number	Description	Qty.	Unit	Remarks
1	01370110	lifting element	1		
2	00051510	Hex. Nut	2		
3	00042900	Washer	2		
4	01370980	rope assurance	2		
5	01377480	recruitment guide	1		
6	01078040	Bolt	1		
7	00744820	Cotter pin	1		
8	01141510	Washer	2		
9	00504590	Hex.bolt	1		
10	01271700	Bushing	1		
11	00025300	Hex.bolt	1		
12	00156720	Washer	2		
13	01102770	Approach disk	2		
14	01072930	Slide bearing bush	3		
15	01375510	tension spring	1		
16	00051490	Hex. Nut	1		
17	01371040	screw	3		
18	01135600	Slide bearing bush	2		
19	01375460	retaining washer	1		
20	01377610	proof lever	1		
21	97160923	Sensor support	1		
22	97156285	lifting rope	1		
23	00521270	Roller	2		
24	01372810	pipe	1		
25	00053150	Hex.bolt	1		

Sensor support (97160923)



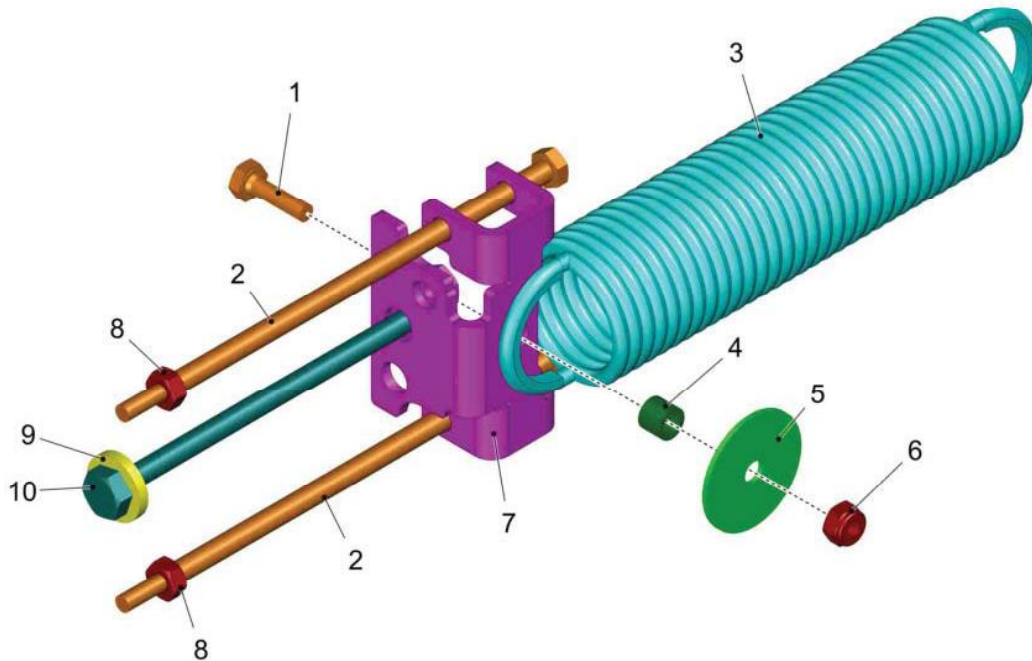
Item	Part number	Description	Qty.	Unit	Remarks
1	00101540	Hex. Nut	1		
2	00902280	Washer	1		
3	01058400	Slide bearing bush	2		
4	01271700	Bushing	1		
5	01377600	mounting	1		
6	01375440	slot switch	1		
7	00523790	Hex.bolt	1		
8	01272680	Screw	2		
9	01377590	sheet metal	1		
10	01113660	Hose	0,100		
11	01230020	pipe	1		
12	01019860	Socket head screw	1		

Lifting rope (97156285)



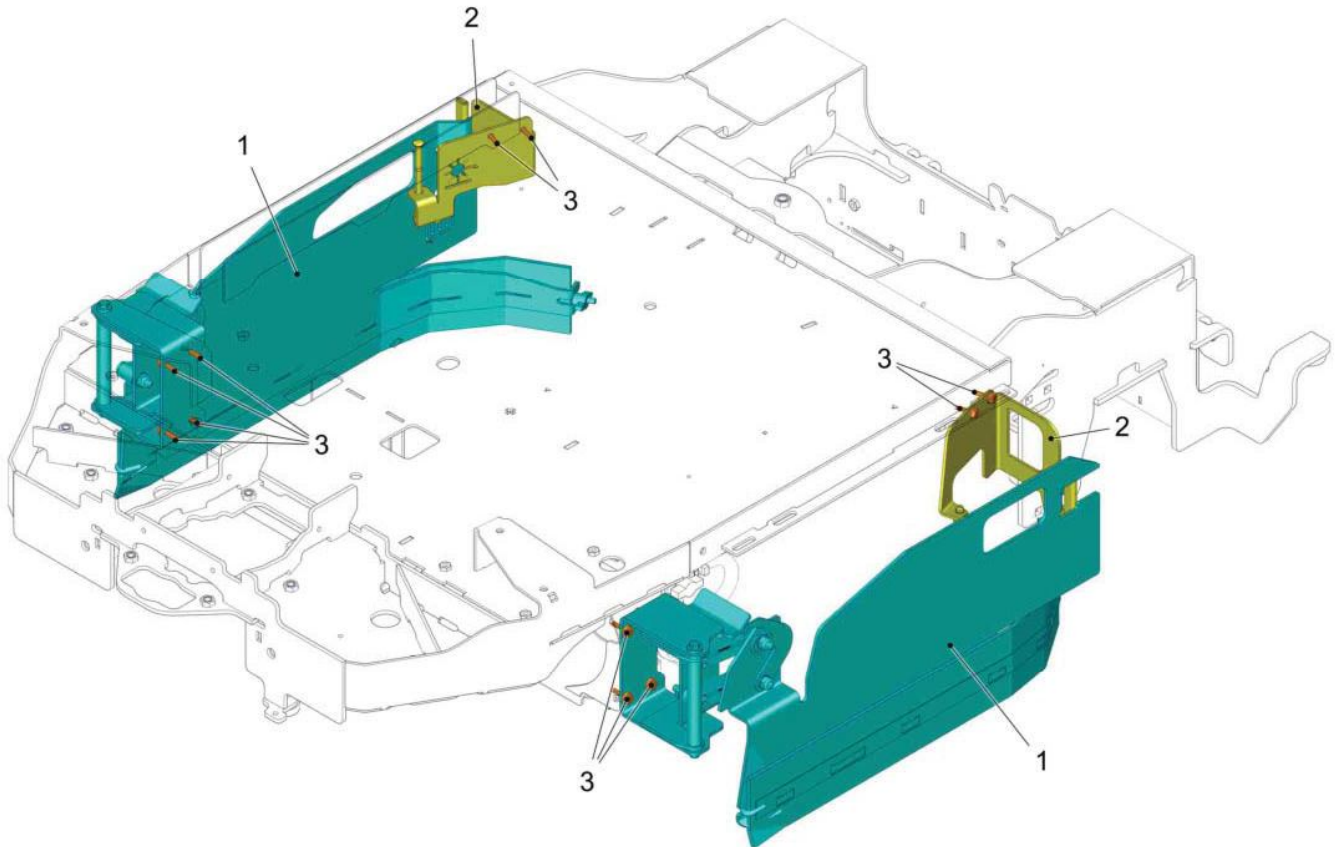
Item	Part number	Description	Qty.	Unit	Remarks
1	01375470	rope	1		
2	01371070	cable guide	2		
3	01371050	roller assembly	1		
4	01371040	screw	2		

Release spring (97158372)



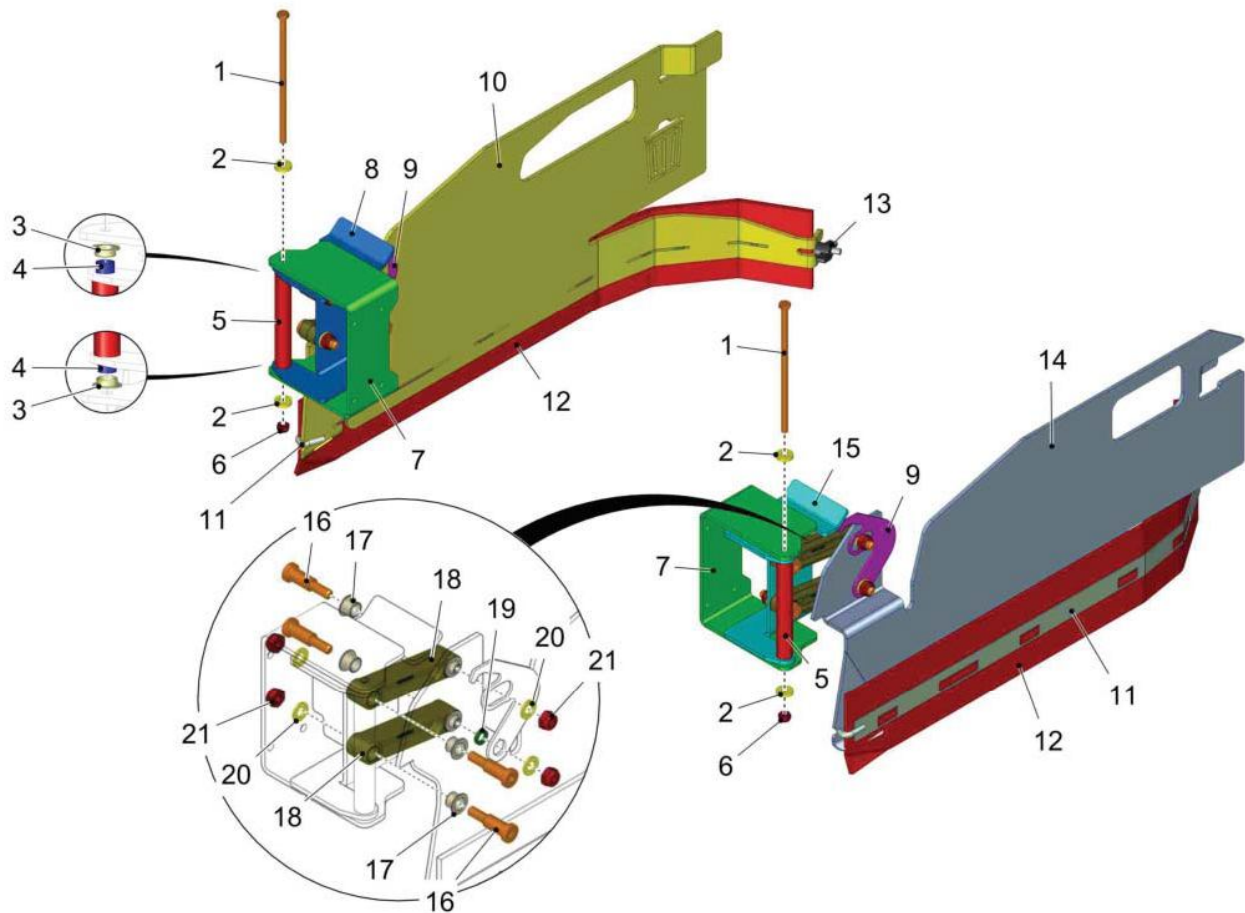
Item	Part number	Description	Qty.	Unit	Remarks
1	00053100	Hexagon screw	1		
2	01377700	hexagon screw	2		
3	01377470	spring	1		
4	00733400	Spacer sleeve	1		
5	00878400	Washer	1		
6	00051510	Hex. Nut	1		
7	01377710	clamping sheet metal	1		
8	00053350	Hex. Nut	2		
9	00855380	Washer	1		
10	00964200	Hex.bolt	1		

Side wiper cylindrical brush head 1080 (97149876)



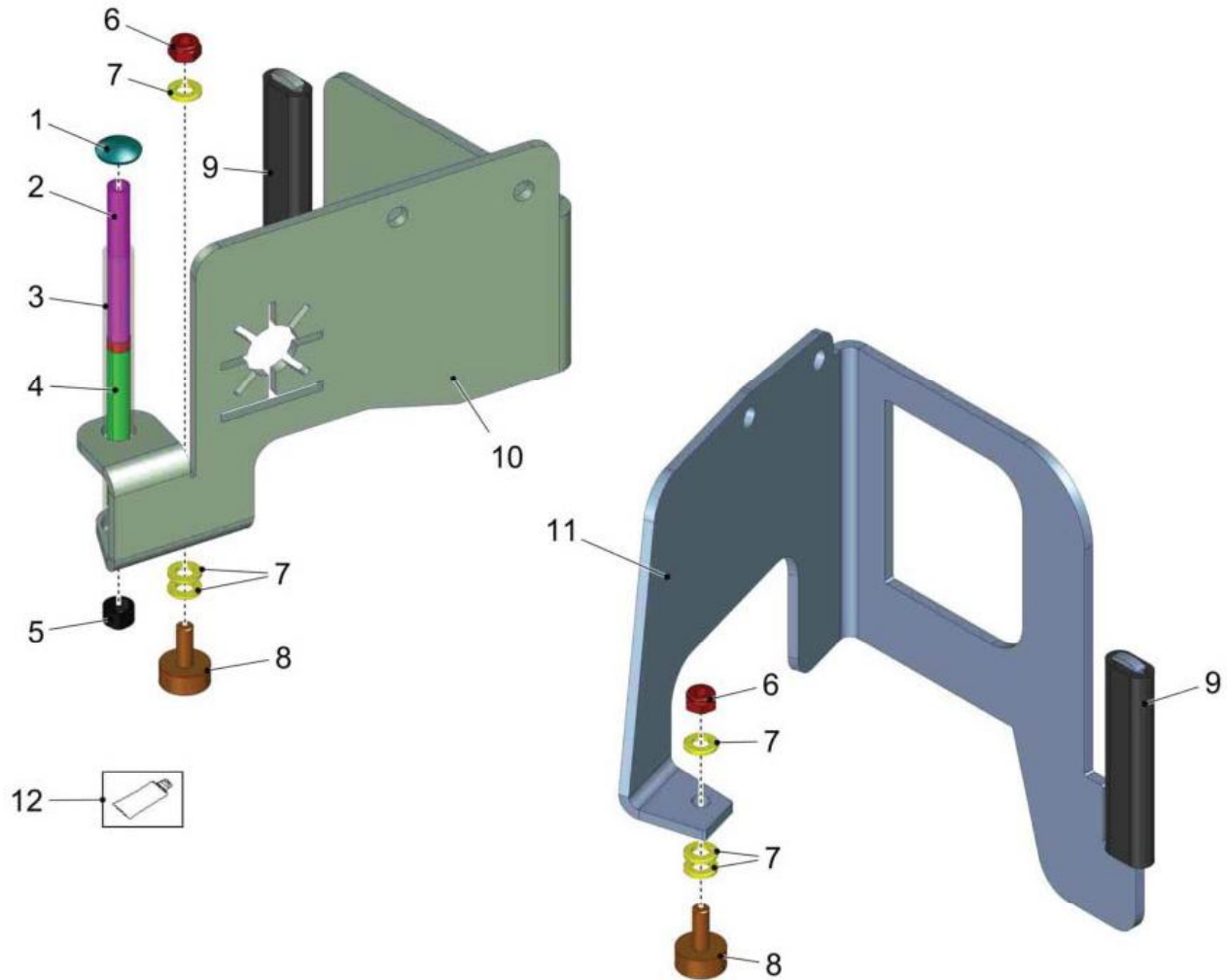
Item	Part number	Description	Qty.	Unit	Remarks
1	97149694-97147 854	Side wiper R.H. + L.H.	1		
2	97149710-97149 702	Lock R.H. + L.H.	1		
3	00959230	Hex.bolt	12		

Side wiper R.H. & L.H. (97149694-97147854)



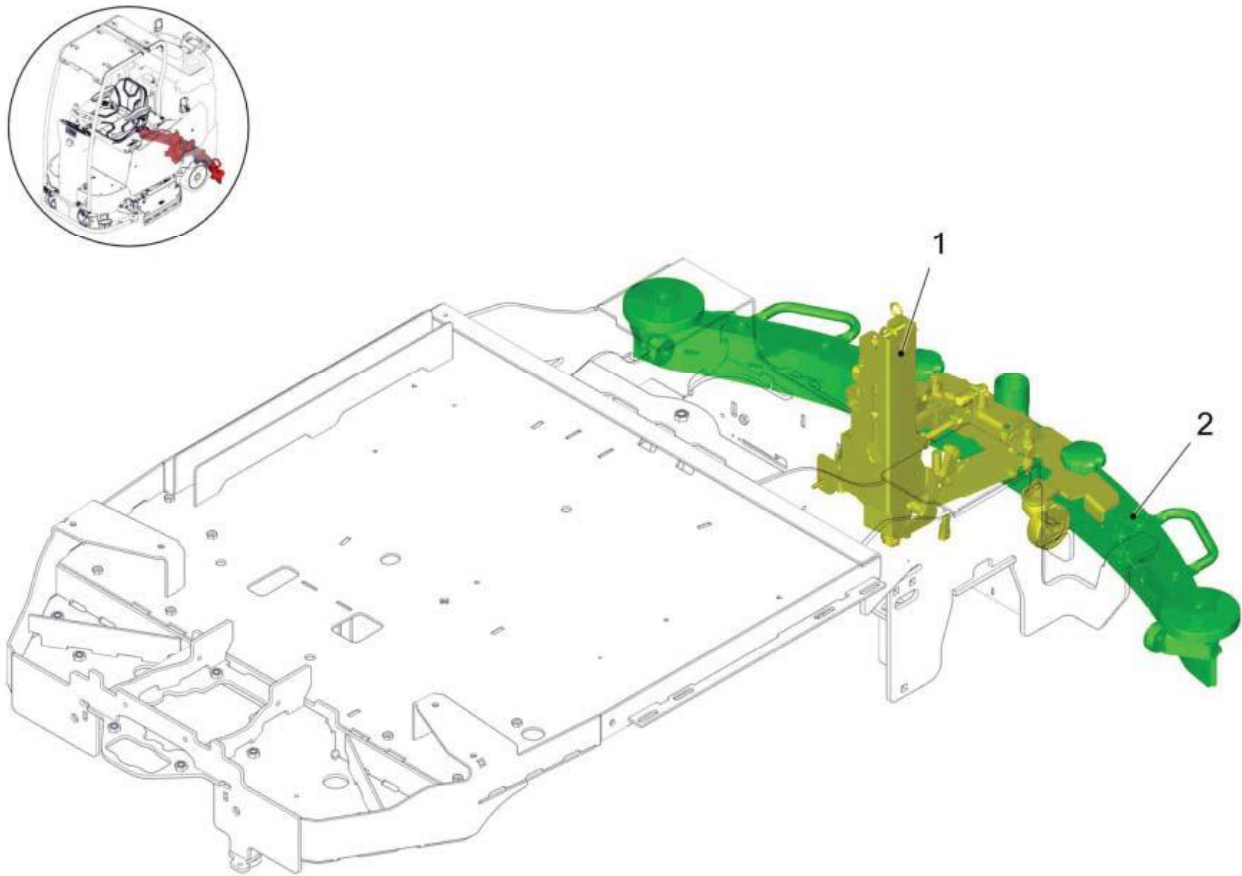
Item	Part number	Description	Qty.	Unit	Remarks
1	01375040	hexagon screw	2		
2	00695300	Washer	4		
3	01130080	Slide bearing bush	4		
4	01373400	tube	2		
5	00460890	Hose	0,140		
6	00051510	Hex. Nut	2		
7	01377340	side retainer	2		
8	01376000	swivel arm R.H.	1		
9	01376270	hook	2		
10	01381090	squeegee R.H.	1		
11	01377500	tension band 765	2		
12	01377660	squeegee strip 765	2		
13	01111970	Wing nut	2		
14	01381170	squeegee L.H.	1		
15	01376130	swivel arm L.H.	1		
16	01374100	fitting screw	8		
17	01073860	Slide bearing bush	16		
18	01073870	Lever	4		
19	01074210	Bushing	2		
20	00053760	Washer	8		
21	00051500	Hex. Nut	8		

Lock R.H. & L.H. (97149710-97149702)



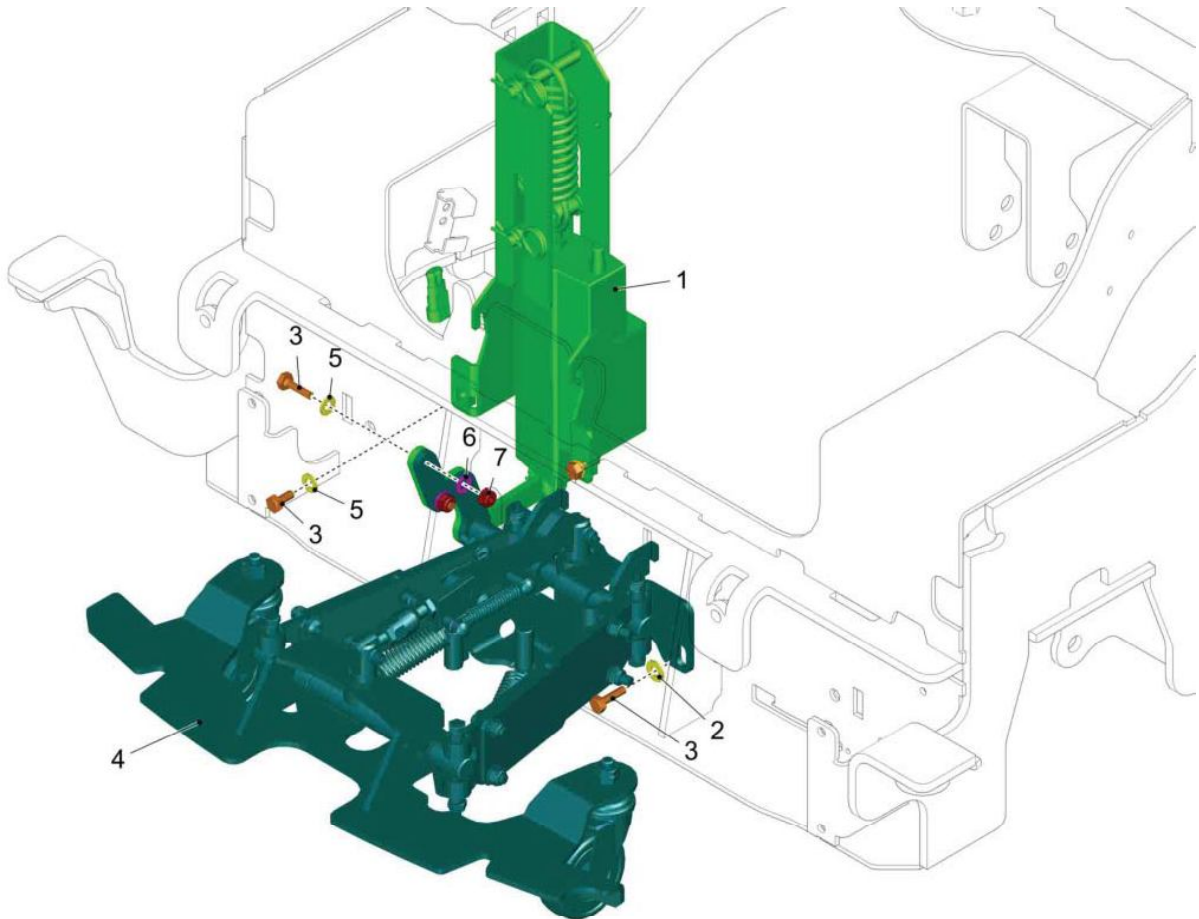
Item	Part number	Description	Qty.	Unit	Remarks
1	00695280	Thrust washer	1		
2	01378440	dip stick	1		
3	00711670	Hose	0,120		
4	01111880	Decal ABBA	1		
5	00705480	Lens cap	1		
6	00051520	Hex. Nut	2		
7	00102150	Washer	6		
8	00127470	Buffer	2		
9	01132510	Hose	0,080		
10	---	Spare part on request	1		92034263 guide R.H.
11	---	Spare part on request	1		92034255 guide L.H.
12	03006680	Sealing compound	1		

Squeegee with lifting (97154033 7182-70)



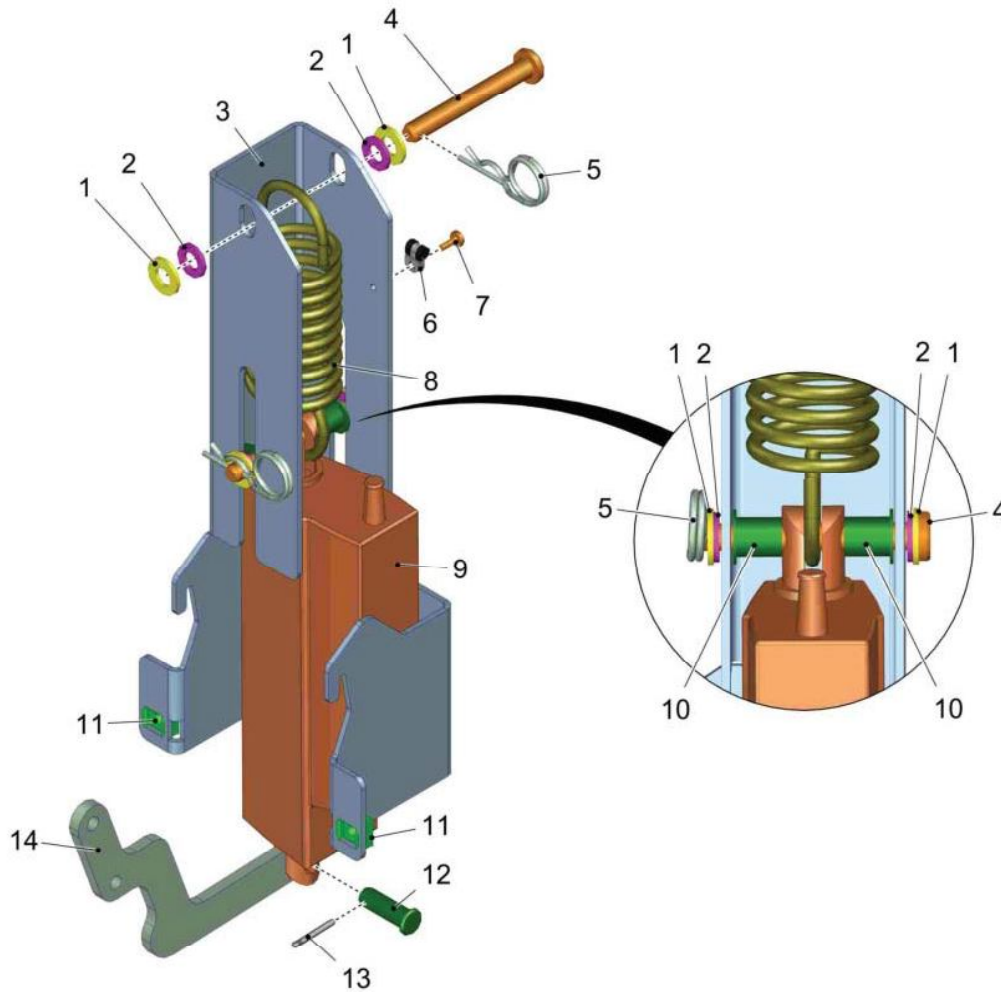
Item	Part number	Description	Qty.	Unit	Remarks
1	97146229	Squeegee linkage group	1		
2	97142541	Squeegee 1260mm	1		

Squeegee linkage group (97146229)



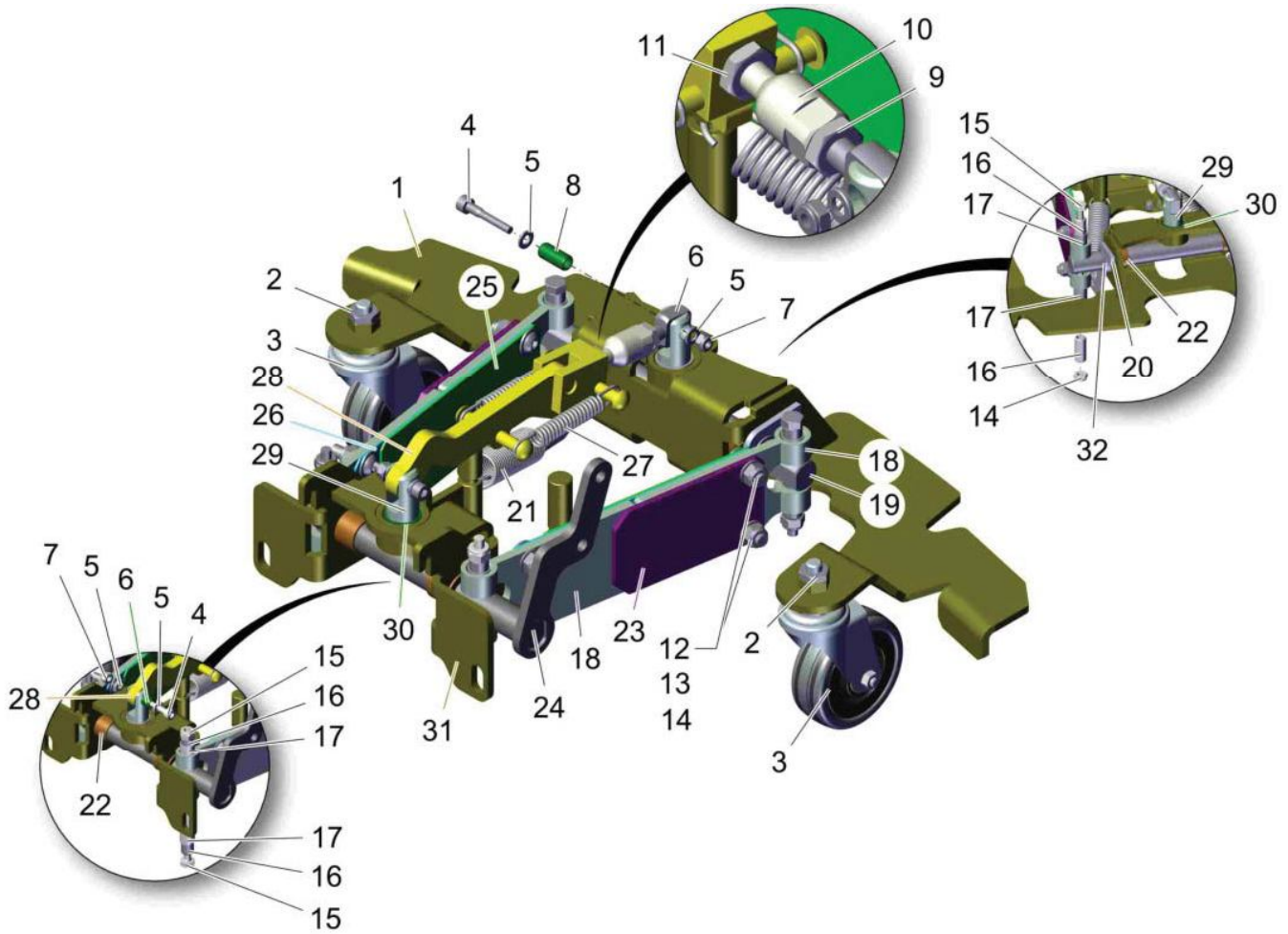
Item	Part number	Description	Qty.	Unit	Remarks
1	97146245	Lifting element	1		
2	00740090	Detent edged washer	2		
3	00053100	Hexagon screw	6		
4	03021740	Squeegee linkage group	1		
5	00740310	Washer	4		
6	00053750	Washer	2		
7	00051510	Hex. Nut	2		

Lifting element (97146245)



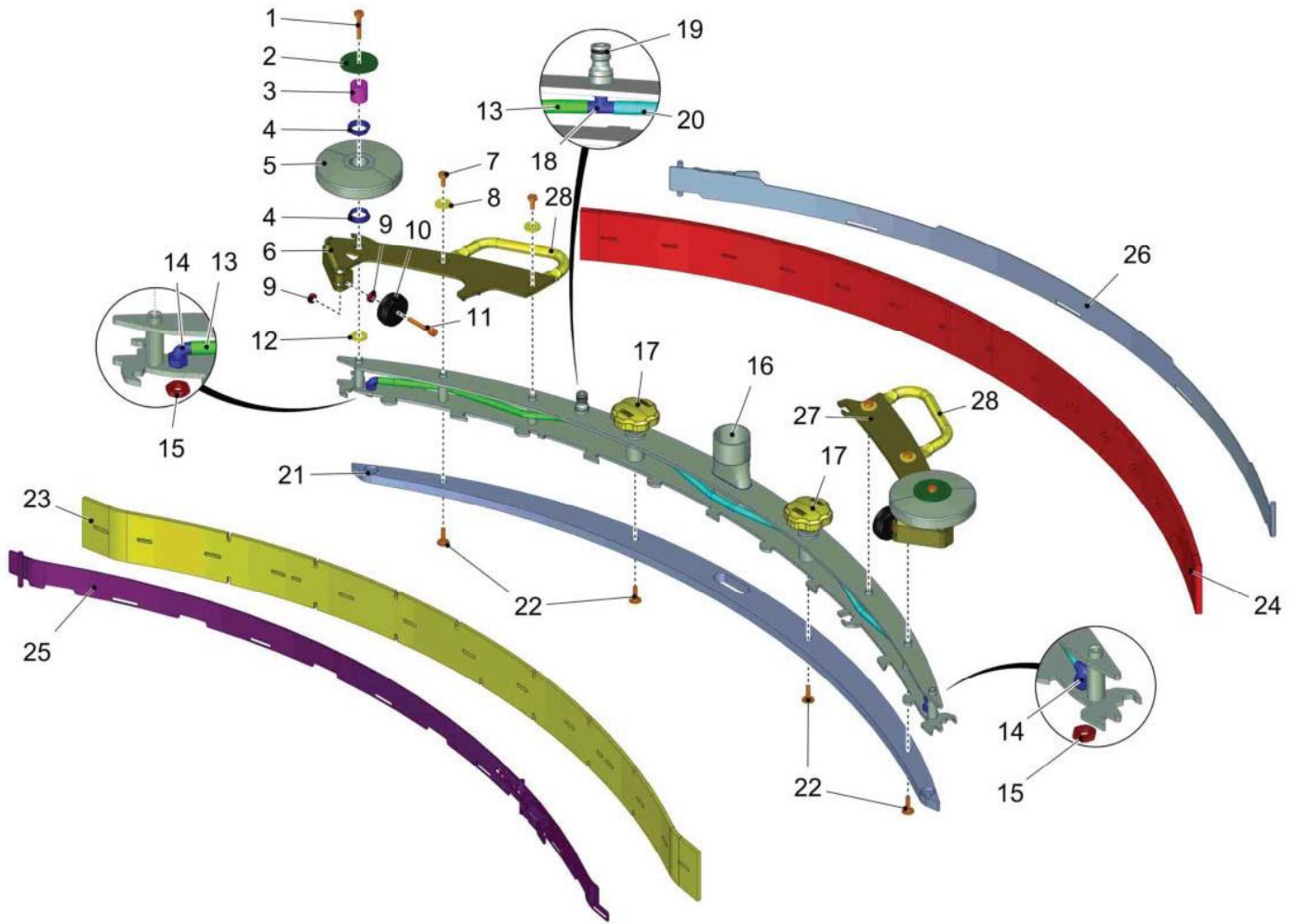
Item	Part number	Description	Qty.	Unit	Remarks
1	00053760	Washer	4		
2	01271590	Starting disk	4		
3	01375970	lifting element guide	1		
4	00522020	Bolt	2		
5	00744820	Cotter pin	2		
6	00903290	Tube clamp	1		
7	01112160	Screw	1		
8	01376190	tension spring	1		
9	01375050	lifting element	1		
10	01072930	Slide bearing bush	2		
11	01154830	Cage nut	2		
12	00043450	Clevis pin	1		
13	00553580	Cotter pin	1		
14	01375950	lever	1		

Squeegee linkage group (03021740)



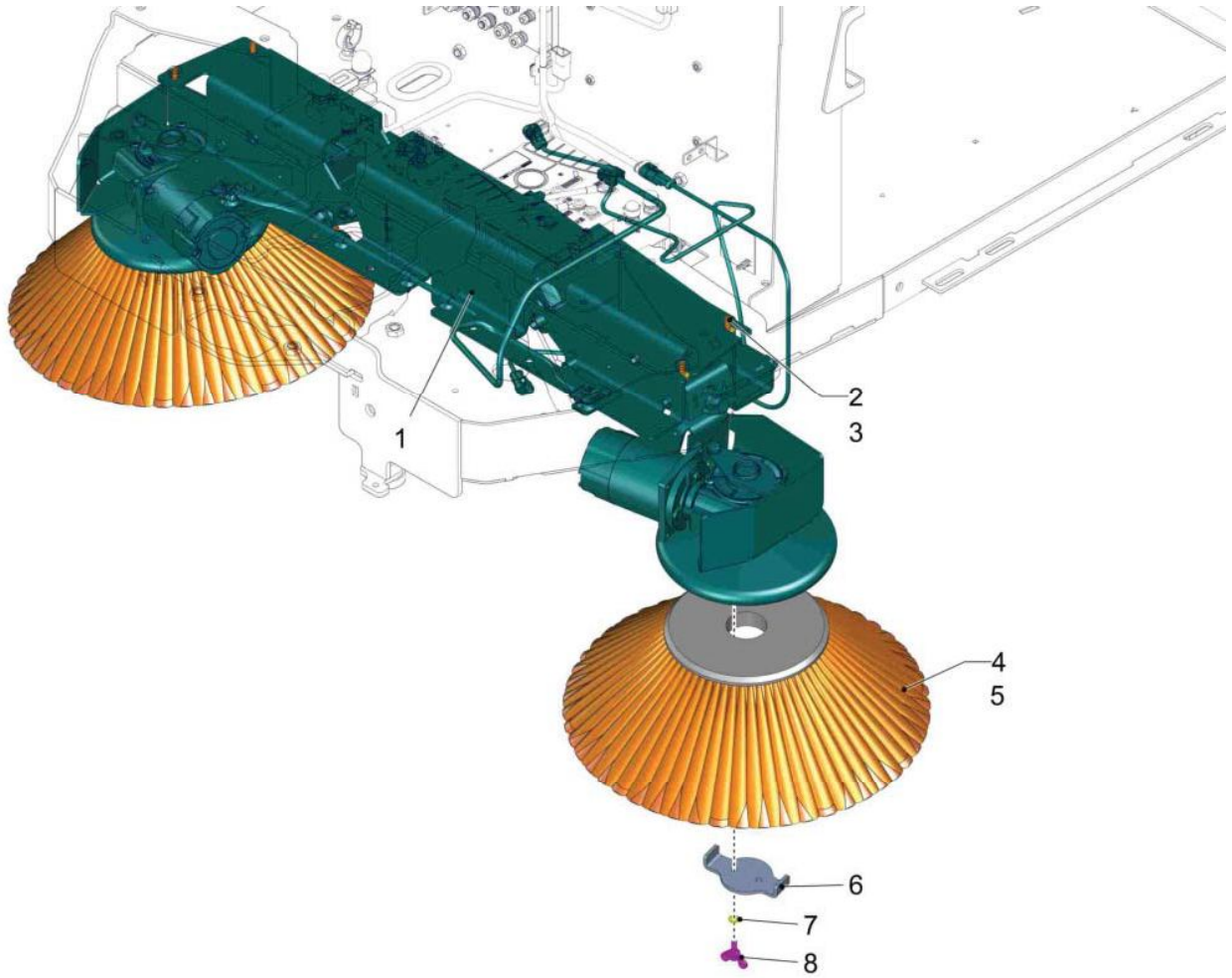
Item	Part number	Description	Qty.	Unit	Remarks
1	01372500	base plate	1		
2	00074710	Hex. Nut	2		
3	01371420	steering roller	2		
4	01278920	Socket head screw	2		
5	00102150	Washer	4		
6	01373090	joint	1		
7	00102140	Hex. Nut	2		
8	01373280	bushing	2		
9	01375180	hexagon nut	1		
10	01373080	adjustment bushing	1		
11	01380340	hexagon nut	1		
12	01164420	Lens flange screw	8		
13	01226400	Detent edged washer	8		
14	00101540	Hex. Nut	12		
15	01371360	hexagon screw	4		
16	01373460	spacer sleeve	8		
17	00077900	DU-Drying socket	8		
18	01373730	adapter	4		
19	01372720	shaft	1		
20	01372860	indicator	2		
21	01077710	Tension spring	2		
22	01377290	slide bearing bush	4		
23	01373240	guide	2		
24	01373800	shaft	1		
25	01371600	leaf spring	2		
26	01371520	leaf spring	2		
27	01371560	tension spring	2		
28	01371620	fork head	1		
29	01371570	fork head	2		
30	00734550	DU-Drying socket	2		
31	01373780	stop	1		
32	01370230	circlip	2		

Squeegee (97142541)



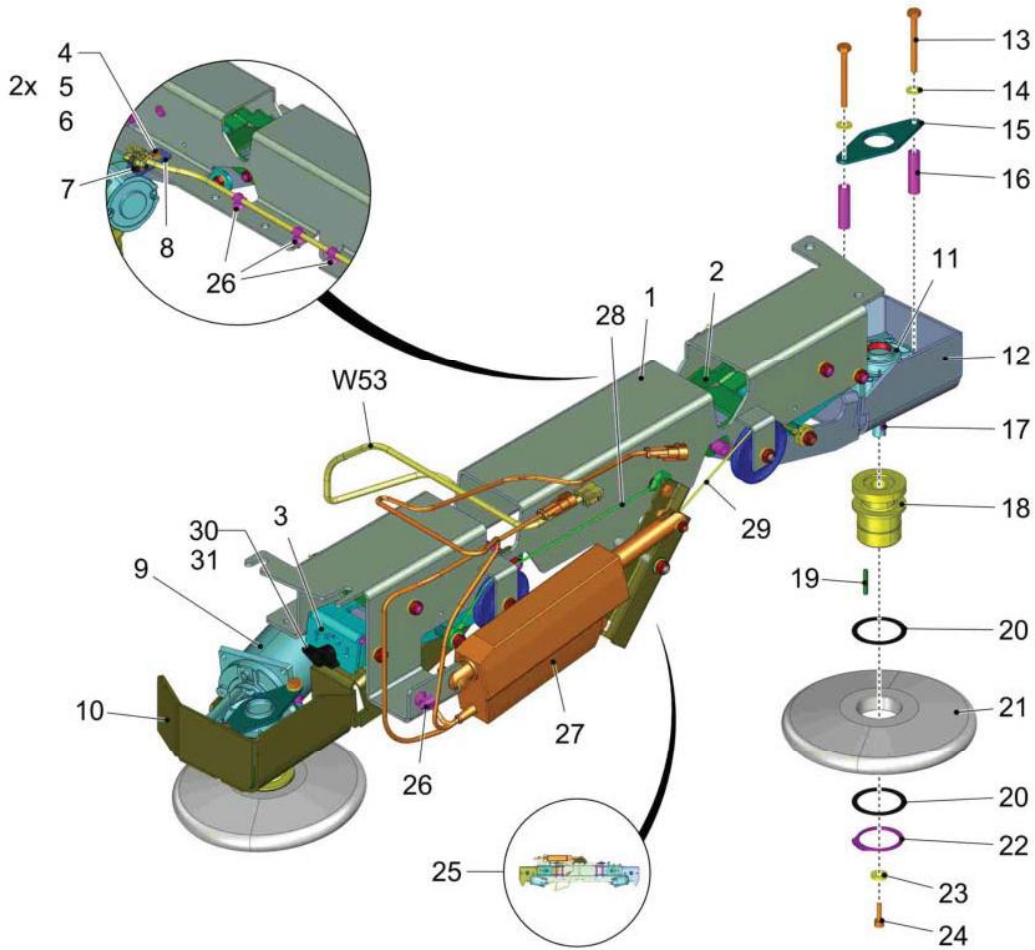
Item	Part number	Description	Qty.	Unit	Remarks
1	00059460	Hex.bolt	2		
2	01178290	Conical spring washer	2		
3	01373050	pipe	2		
4	01376740	slide bearing bush	4		
5	01371490	deflector	2		
6	01376180	deflector bow R.H.	1		
7	01071740	Hex.bolt	4		
8	00902280	Washer	4		
9	00971400	Hex. Nut	4		
10	01371530	steering roller	2		
11	01019860	Socket head screw	2		
12	01228240	Washer	2		
13	00711670	Hose	0,305		
14	01090220	Angle screwing	2		
15	01375180	hexagon nut	2		
16	01373740	suction unit 1260mm	1		
17	01371630	star handle yellow	2		
18	01371690	T-screwing in connecting piece	1		
19	01185240	O-ring	1		
20	00711670	Hose	0,860		
21	01371880	enclosure 1260	1		
22	01164420	Lens flange screw	4		
23	01371940	slot strip	1		
23	01372020	slot strip, highly wear-resistant	1		
24	01371900	sealing strip	1		highly wear-resistant
25	01371700	tension band front	1		
26	01371640	tension band rear	1		
27	01375960	deflector bow L.H. 1260	1		
28	01371540	handle	2		

Side broom equipment (97142954)



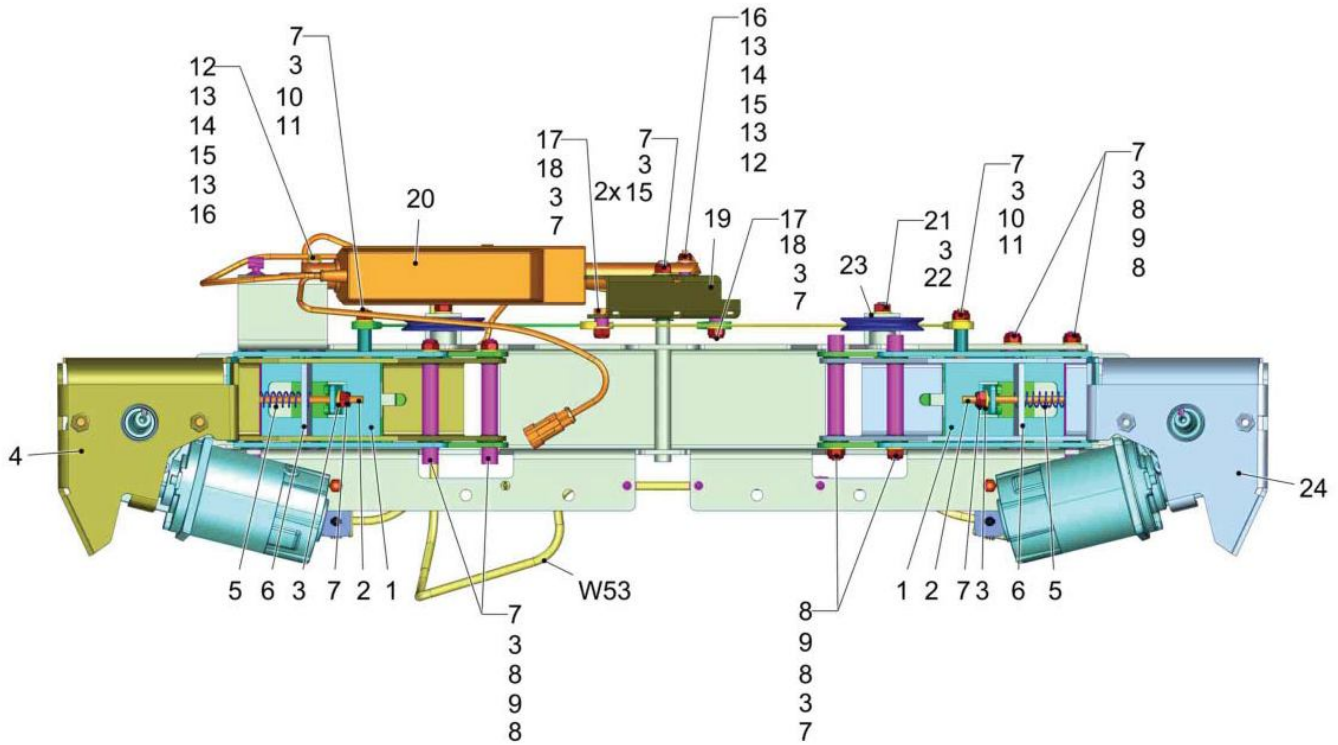
Item	Part number	Description	Qty.	Unit	Remarks
1	97142947	Side broom equipment	1		
2	00053080	Hexagon screw	4		
3	00740310	Washer	4		
4	99634800	Spare side broom	2		PP + PPS (standard)
5	99623700	Spare side broom	2		PES; soft
6	01373170	drive plate	2		
7	00740280	Washer	2		
8	---	Spare part on request	2		11505138 wing screw

Side broom equipment (97142947)



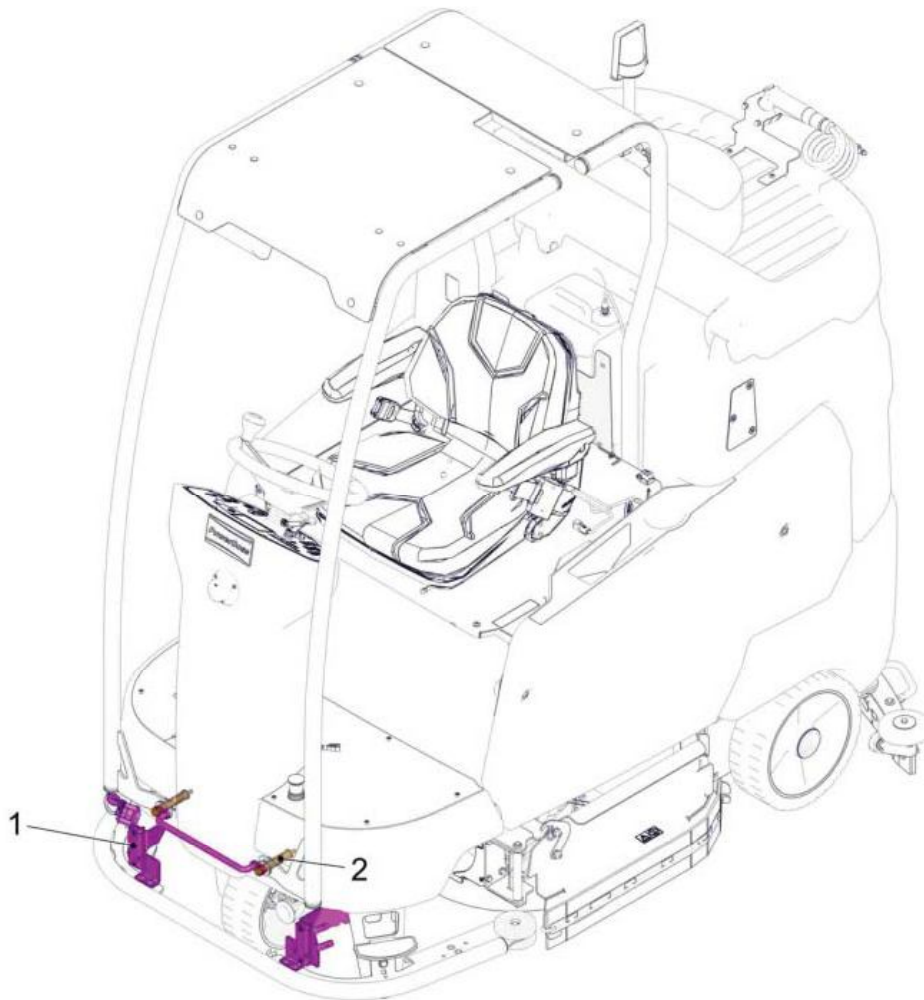
Item	Part number	Description	Qty.	Unit	Remarks
1	---	Spare part on request	1		96157326 base carrier
2	01373900	control arm top	2		
3	01372980	draft link	2		
4	00154210	Hex. bolt	2		
5	00053730	Washer	4		
6	00051520	Hex. Nut	2		
7	01278080	Mounting clip	2		
8	01373310	cable holder	2		
9	01371210	drive 36V 50W (P3) L.H.	1		
10	01372780	motor bracket L.H.	1		
11	01371180	drive 36V 50W (P3) R.H.	1		
12	01373990	motor bracket R.H.	1		
13	01072300	Hexagon screw	4		
14	00740310	Washer	4		
15	01373000	plate	2		
16	01373300	distance piece	4		
17	00022430	Feather key	2		
18	01373180	hub	2		
19	00051130	Dowel pin	2		
20	00105330	Adjusting washer	4		
21	00563260	Rejecting plate	2		
22	00137910	Retaining ring	2		
23	00856290	Washer	2		
24	00022190	Cylinder head screw	2		
25	97142947a	Bottom view of unit	1		
26	01493500	Retainer	4		
27	01375050	lifting element	1		
28	---	Spare part on request	1		92037589 rope 310
29	---	Spare part on request	1		92039676 rope 345
30	01111970	Wing nut	2		
31	00053750	Washer	2		
W53	03020470	wiring harness W53	1		

Bottom view of unit (97142947a)



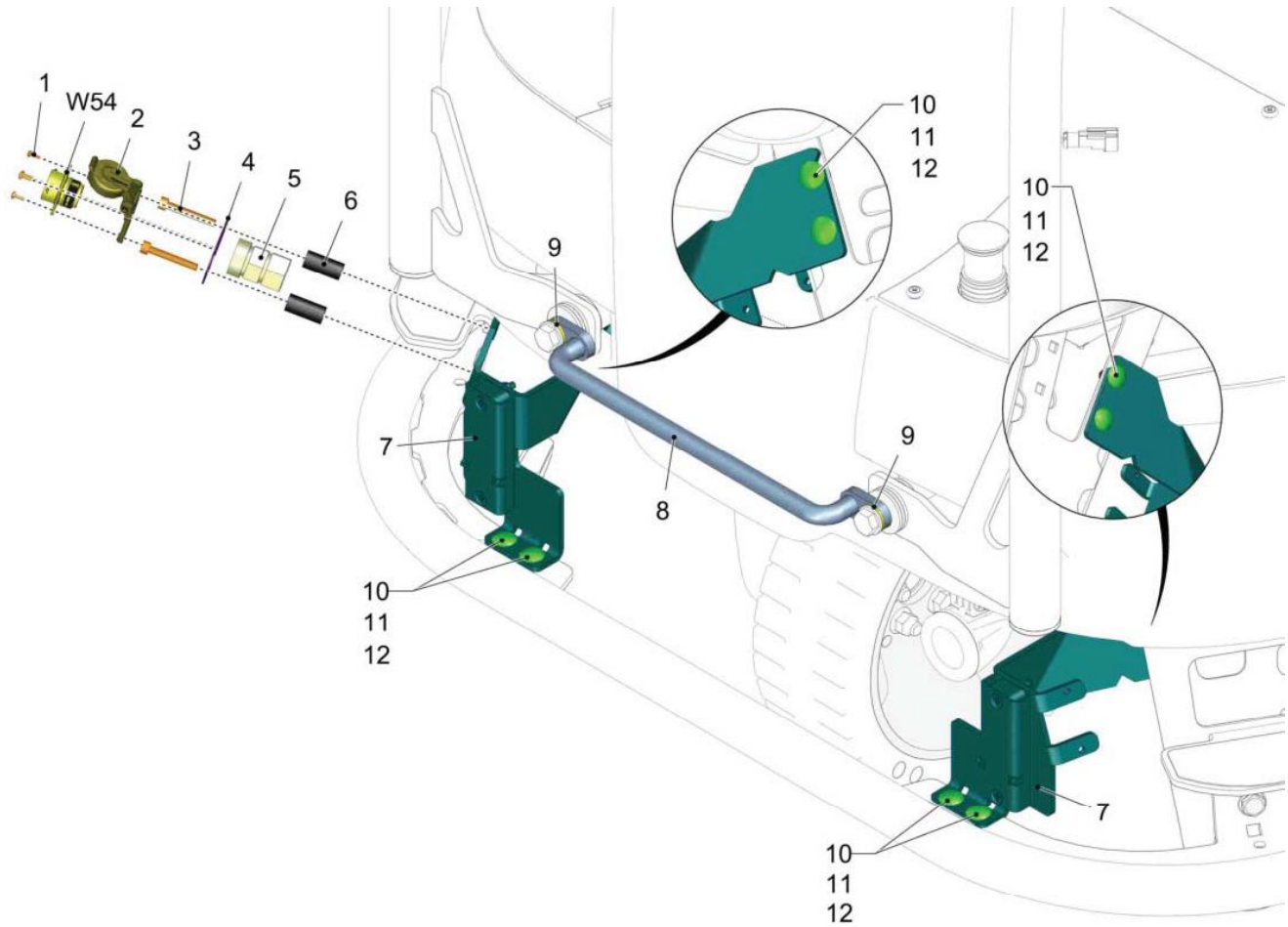
Item	Part number	Description	Qty.	Unit	Remarks
1	01372980	draft link	2		
2	00028550	Hex.bolt	1		
3	00053750	Washer	17		
4	01372780	motor bracket L.H.	1		
5	01001180	Pressure spring	2		
6	01372990	thread base plate	2		
7	00051510	Hex. Nut	15		
8	01130080	Slide bearing bush	16		
9	01373110	bolt	8		
10	00133700	Hexagon screw	2		
11	01370270	spacer sleeve	2		
12	00053290	Hexagon screw	2		
13	00053730	Washer	4		
14	01373040	sleeve	2		
15	01111140	Slide bearing bush	4		
16	00051520	Hex. Nut	2		
17	00053090	Hexagon screw	2		
18	00557730	Spreader tube	2		
19	01373020	lever	1		
20	01375050	lifting element	1		
21	00053350	Hex. Nut	2		
22	00521270	Roller	2		
23	01373030	rope assurance	2		
24	01373990	motor bracket R.H.	1		
W53	03020470	wiring harness W53	1		

Mounting of equipment and superstructures (97145643 7182-70)



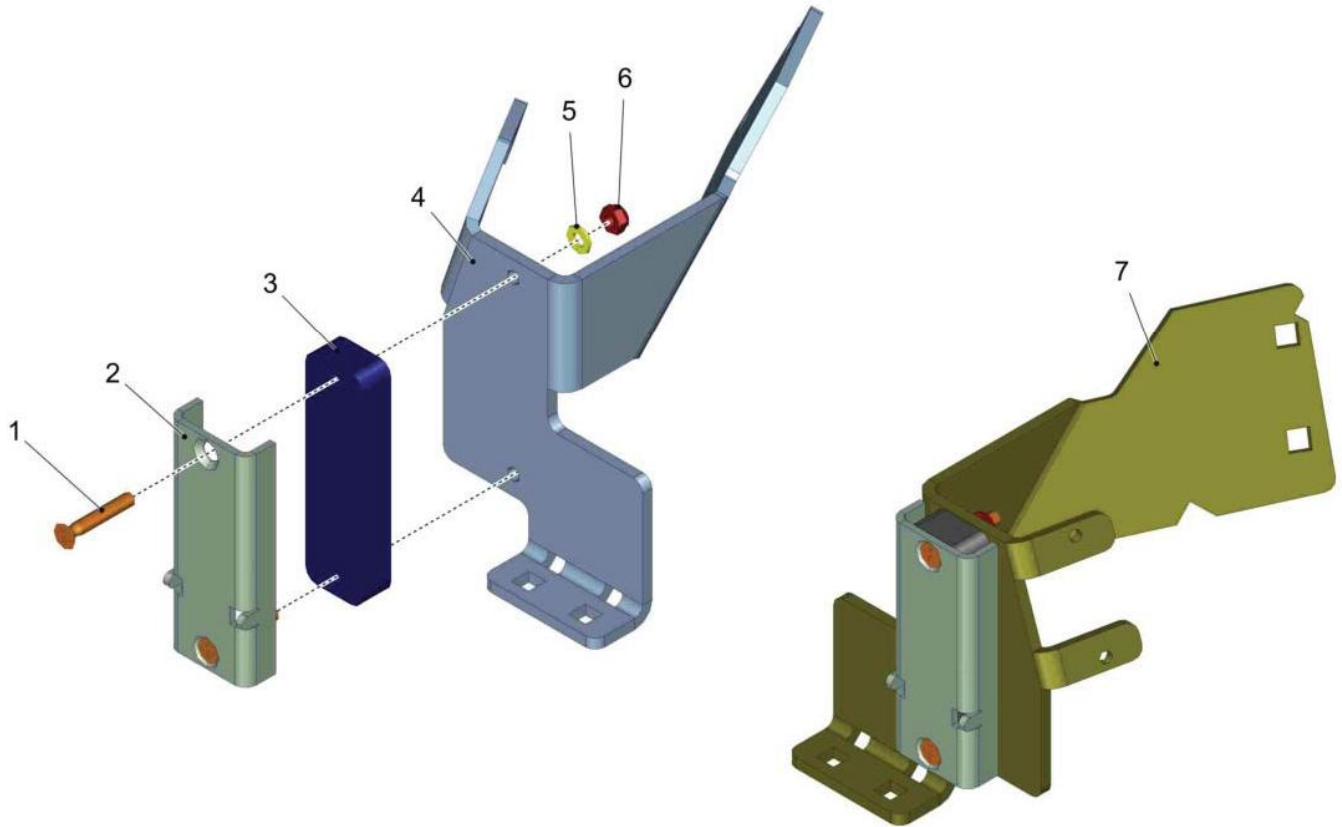
Item	Part number	Description	Qty.	Unit	Remarks
1	97150304	Preliminary parts for pre-sweeping unit	1		
2	97159156	Preliminary parts for pre-sweeping unit without driver's canopy	1		

Preliminary parts for pre-sweeping unit (97150304)



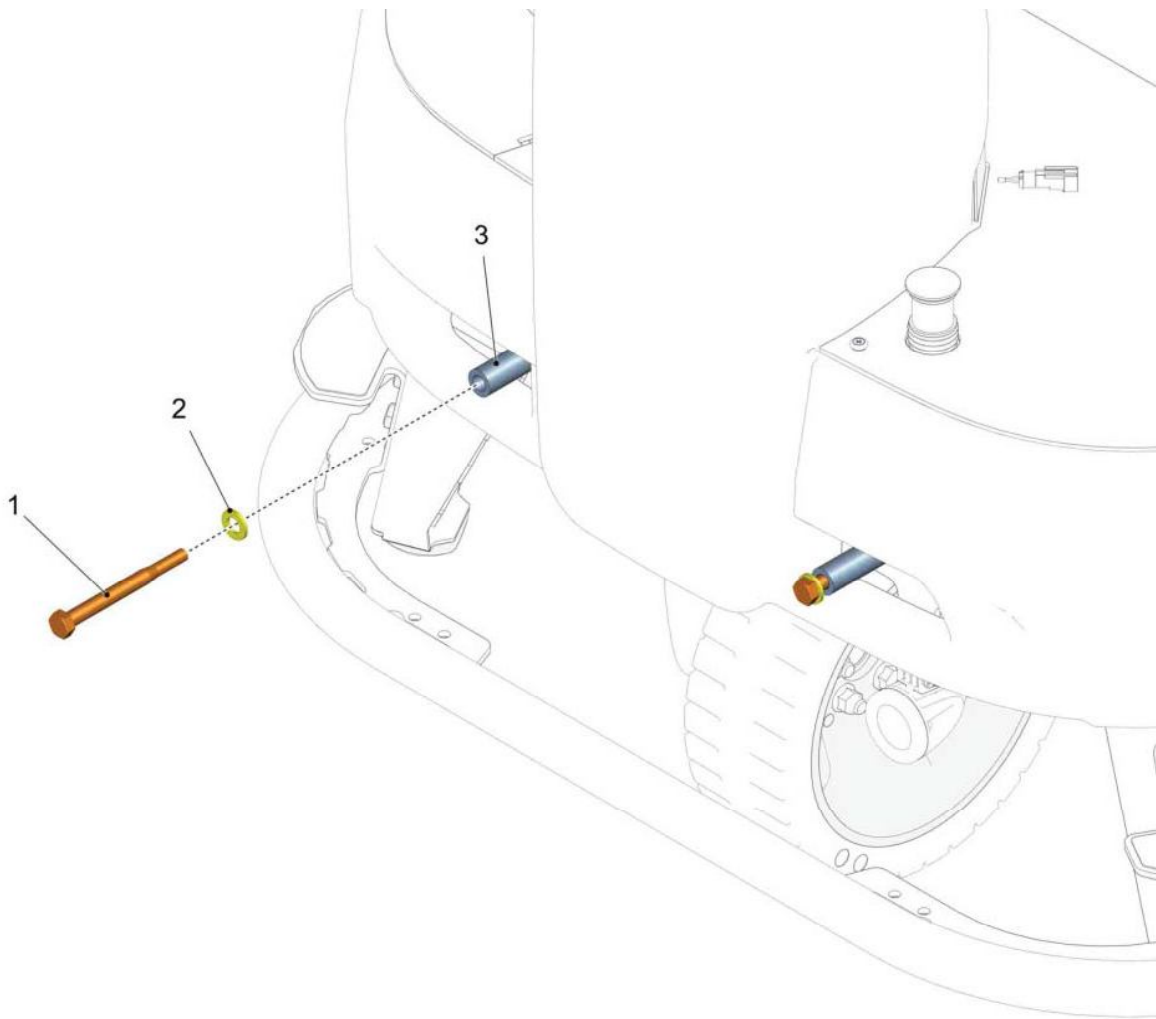
Item	Part number	Description	Qty.	Unit	Remarks
1	01110570	Screw	4		
2	01496210	Flap lid	1		
3	---	Spare part on request	2		11702214 screw
4	01375500	adapter	1		
5	01498920	connection piece	1		content of wiring harness W54
6	01271700	Bushing	2		
7	97153472-97153480	Preliminary parts for pre-sweeping unit L.H. and R.H.	1		
8	01375760	bracket	1		
9	00053770	Washer	2		
10	00878410	Round head screw	8		
11	00740090	Detent edged washer	8		
12	00053350	Hex. Nut	8		
W54	03022000	wiring harness W54	1		socket, 9 pins - available only with compl. Harness W54

Preliminary parts for pre-sweeping unit L.H. & R.H. (97153472-97153480)



Item	Part number	Description	Qty.	Unit	Remarks
1	---	Spare part on request	4		11206505 countersunk screw
2	01375370	support	2		
3	01372250	buffer	2		
4	01376210	counter bearing R.H.	1		
5	00102150	Washer	4		
6	00102140	Hex. Nut	4		
7	01376050	counter bearing L.H.	1		

Preliminary parts for pre-sweeping unit without driver's canopy (97159156)



Item	Part number	Description	Qty.	Unit	Remarks
1	00025300	Hex.bolt	2		
2	00053770	Washer	6		
3	01376480	pipe	2		

PowerBoss®
The Power of Clean

'The Power of Clean'

**PowerBoss® is a Full Line Manufacturer of Sweepers and Scrubbers,
for Industrial Facilities.**

PowerBoss®, Minuteman International, Inc. 14N845 U.S. Route 20 Pingree Grove, Illinois 60140

Phone: 800-323-9420 www.PowerBoss.com Email: tech@powerboss.com

A Member of the Hako Group

SM4268CSB Cylindrical Rider Scrubber #988777 Rev C 06/21

PowerBoss® Copyright 2021